目　录
CONTENTS

02 关于我们 About Us

04 发展历程和产业结构 History and Indus. Structure

06 组织架构 Organization

07 资格认证和荣誉 Certification and Honor

08 完善的质控体系 Complete QCS

10 先进的加工设备 Advanced Equipment Facility

11 人才团队 Talent Team

12 研发团队 R & D Team

14 产品分类介绍 Product Category

69 后记 Postscript


宝鸡机床集团



ABOUT US

宝鸡机床集团有限公司是我国重要的中高档数控机床研发生产基地和智能制造基地。始建于1965年，下辖9个子公司，年收入30亿元，出口创汇4000万美元，主营业务收入稳居中国机床行业前列。

公司坚守“匠心智造中国好机床”的企业使命，坚持科技创新与市场开拓“双轮驱动”，建立起集人才、技术、品牌于一体的完备研发制造体系，形成以全功能数控车床、智能机床、智能制造单元、高精度加工中心、自动生产线为主导的中高端机床产品群，广泛应用于高端装备制造领域。承担国家重大专项30多项，在全球拥有五大营销服务中心。

公司拥有国家数控系统工程技术研究中心和国家级技能大师工作室，充分应用工业互联网、大数据、人工智能等新技术，不断推进生产、管理、服务数字化，加快实现向智能化产线转型，致力于为用户提供完整的生产制造解决方案。公司汇聚了一大批职工创新团队、技术精英和能工巧匠，多次承办国家、省、市职业技能大赛。

“十四五”期间，公司以高质量发展为主题，加快实施“以客户为中心、以市场和产品转型为主线、以智能制造和技术创新为基础、以提品质增效益为目标”的发展战略，打造“高端车铣复合及高精度加工中心研发制造基地”，建成数字化工厂，成为行业一流的高端装备供应商。

企业荣获全国五一劳动奖状、中国出口质量安全示范企业、中国机床工具行业“自主创新十佳企业”、“产品质量十佳”、中国机械工业质量诚信企业、全国机械行业先进制造领域产教融合骨干企业，荣膺“第八届陕西质量奖”，入围工信部“2021年度智能制造优秀场景企业”，被命名为陕西省机床出口基地、陕西省智能制造试点示范企业、陕西省职业技能培训竞赛基地、省级高技能人才培训基地。

Baoji Machine Tool Group Co., Ltd. is an important research and production base and intelligent manufacturing base for high-end CNC machine tools in China. Established in 1965, it has 9 subsidiaries with an annual revenue of 3 billion yuan and export earnings of 40 million US dollars. Its main business revenue remains at the forefront of China's machine tool industry.

The company adheres to the mission of "intelligent manufacturing of good Chinese machine tools with the craftsmanship", adheres to the "dual drive" of technological innovation and market development, establishes a complete R&D and manufacturing production system that integrates talent, technology, and brand. The company has formed a group of medium and high machine tool products , led by fully-functional CNC lathes, intelligent machine tools, intelligent manufacturing units, and automatic production lines, widely used in the field of high-end equipment manufacturing. The company undertakes more than 30 national major projects and have five major marketing service centers worldwide.

The company has a National CNC System Engineering Technology Research Center and a National Skills Master Studio, fully utilizing new technologies such as industrial internet, big data, and artificial intelligence, continuously promoting digitalization of production, management, and services, accelerating the transformation from single-machine intelligence to production line intelligence. The company is committed to providing users with complete production and manufacturing solutions. The company has gathered a large number of employee innovation teams, technical elites, and skilled craftsmen, and has hosted national, provincial, and municipal employee vocational skills competitions multiple times.

During the 14th Five-Year Plan period, the company focused on high-quality development and accelerated the implementation of a re-entrepreneurship strategy “centered on customers, with market and product transformation as the main line, intelligent manufacturing and technological innovation as the foundation, and quality improvement and efficiency enhancement as the goal”, to build a high-end research and development and manufacturing base for automotive turn-milling composite and high-precision machining centers, building a digital factory, and becoming a first-class high-end equipment supplier in the industry.

The enterprise has won the National May Day Labor Award, China Export Quality and Safety Demonstration Enterprise, China Machine Tool Industry "Top 10 Independent Innovation Enterprises", "Top 10 Product Quality", Quality and Integrity Enterprise in China Machinery Industry, National Backbone Enterprise of Machinery Industry Advanced Manufacturing Industry for Integration of Industry Education, the "8th Shaanxi Quality Award", and was shortlisted for the "2021 Intelligent Manufacturing Excellent Scene Enterprise" by the Ministry of Industry and Information Technology. The enterprise has been named as Shaanxi Province Machine Tool Export Base, Shaanxi Province Intelligent Manufacturing Pilot Demonstration Enterprise, Shaanxi Province Vocational Skills Training Competition Base, and Provincial High skilled Talent Training Base.

发展历程和产业结构
HISTORY AND INDUS. STRUCTURE

2015





2013







行业深度调整、企业转型升级阶段。产品结构进一步优化、品牌知名度显著提升。

Industrial deep adjustment stage; corporation transformation & upgrading; product structure was further optimized; brand name was widely well-known.

2011





高速发展阶段、整体装备水平和产能全面提升。各项指标持续攀升、规模经济实现。

High-speed development stage; the corporation was well equipped; its production capacity was largely raised; all indicators continuously rose; scale economy notably appeared.

2007






整体改制为宝鸡机床集团有限公司

It was re-organized to Baoji Machine Tool Group Co., Ltd.

2001




1994



1985

更名为宝鸡机床厂

It was renamed Baoji Machine Tool Works



1983

更名为陕西精密机床维修厂

It was renamed Shaanxi Precision Machine Tool Maintenance Factory




1965

公司前身第一机械工业部精密机床西北维修总站成立。

Former of the corporation: Northwest Maintenance Head Station for Precision Machine Tool attached to First Machine Building Ministry was founded.

FUTURE

加快宝鸡机床品牌化运营，宝鸡机床综合经济效益跻身行业前列，倾力打造国际化装备制造企业集团。

Speed up branding of Baoji machine increase total economi0c indicator of Baoji machine to top of the field; manage to build an internationalized manufacturer.

2017

2018

2019

2020

2021

2022

2023

2024

































组织构架
ORGANIZATIONAL STRUCTURE

集团公司下辖宝鸡忠诚机床股份有限公司、陕西关中工具制造有限公司、宝鸡秦能装备制造有限公司等骨干企业在内的9个子公司，占地1200多亩，形成了集团化发展格局。

The group company has nine subsidiaries, including Baoji Zhongcheng Machine Tool Co., Ltd.BAOJI ZHONGCHENG MACHINE TOOL CO., LTD., Shaanxi Guanzhong Tool Manufacturing Co., Ltd, and Baoji Qinneng Equipment Manufacturing Co., Ltd, covering an area of over 1200 mu (197.68 acres), forming a group-oriented development pattern.

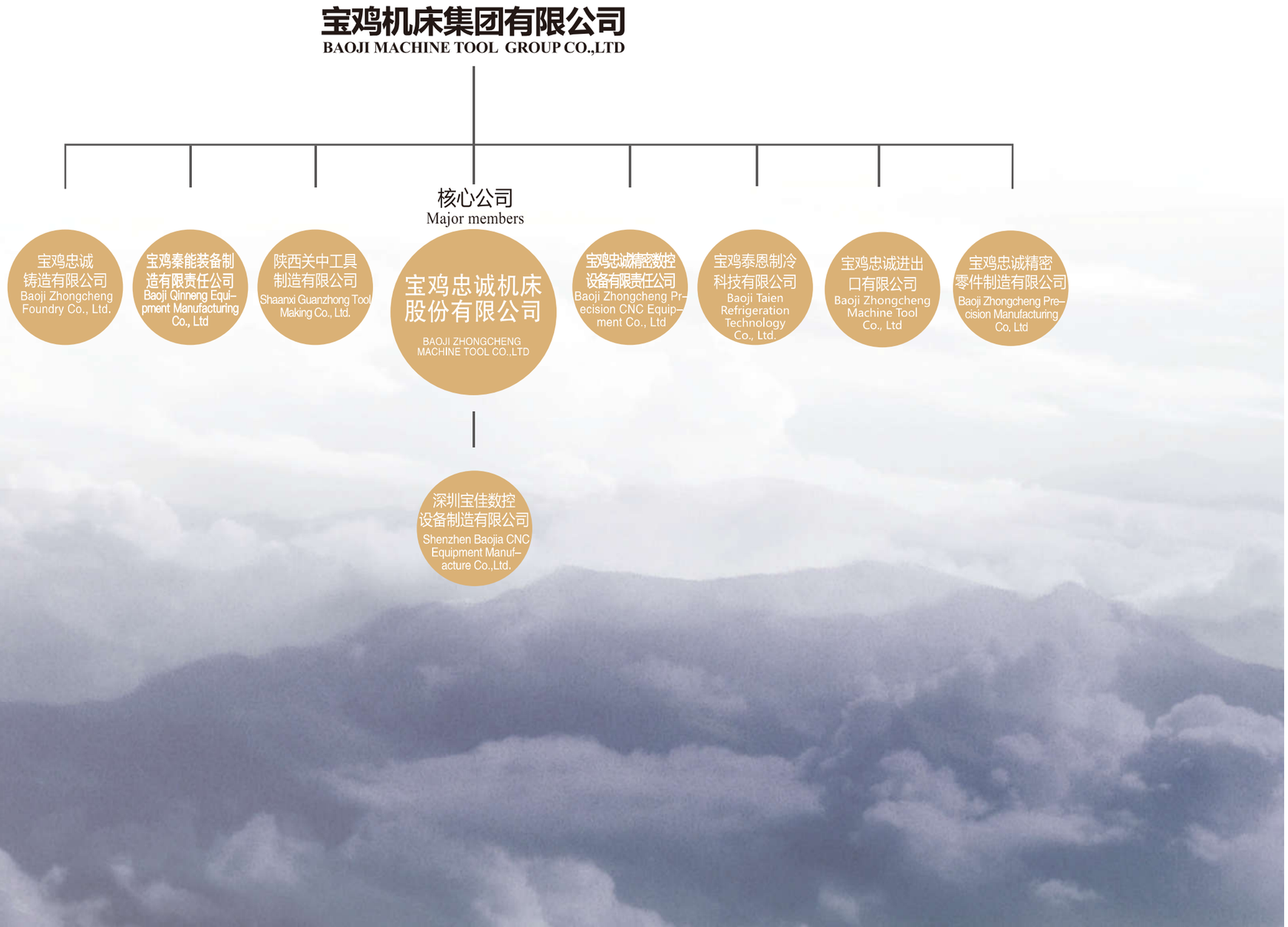

资格认证 / 荣誉证书
CERTIFICATION AND HONOR

ISO1400 :2016国际环境管理体系认证
ISO1400 Environmental Management System

ISO9001:2016国际质量管理体系认证
ISO9001:2016 quality control system

CONFORMITE EUROPEENNE欧盟CE认证
CE safety norm

海关AA级信用
AA-class credit of CIQ

第八届陕西质量奖
8th Shaanxi Quality Award





































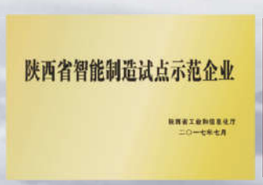



先进的加工设备

ADVANCED EQUIPMENT FACILITY

公司生产手段先进，过程控制完善，拥有众多的高端加工设备：日本OKUMA五面体加工中心，西班牙克雷亚五面体加工中心，瑞士高精度精密外圆磨床，日本住友导轨磨床，德国、日本、韩国立、卧式加工中心等关键设备100多台，会同精密的计量检测仪器，确保了公司平面加工、箱体加工、齿轮加工、轴类加工等零件生产线和数控机床装配生产线的精度等级，使企业的加工、检测手段和制造能力处于国内同行前列。

The corporation has advanced production manners, complete process control and high-end facilities, such as OKUMA five-face machining center from Japan, CORREA five-face machining center from Spain, STUDER high precision high accuracy OD grinding machine from Switzerland.SUMITOMO guideway grinder from Japan and horizontal/vertical machining centers from Germany, Japan and Korea, all together over 100 sets. All those together with precise testing instruments ensure a high level machining accuracy of machine beds, cases, gears and shafts production lines and guarantee.So the company's machining and testing level, and mannfacturing capacity has come to the fore in its sector.



日本住友数控龙门平面磨床
SUMITOMO gantry CNC surface grinder from Japan



日本高精度平面磨床
High precision surface grinder from Japan



瑞士高精度外圆磨床
High precision OD grinding machine form Switzerland



日本大隈五面体加工中心
Okuma five-face machining center from Japan



意大利PAMA数控镗铣床
PAMA CNC boring-milling machine from Italy



西班牙尼古拉斯克雷亚五面体加工中心
Nicolas Correa five-face machining center from Spain



日本卧加
Horizontal machining center from Japan



瑞士坐标镗床
Coordinate boring machine from Switzerland



德国DMG卧加
DMG horizontal machining center from Germany

人才队伍
TALENT TEAM

宝鸡机床集团秉持“人才是第一资源”的理念，大力实施“人才强企”战略，培养了一大批高技能人才、高科技人才，为企业发展积蓄了强有力的人才团队，为宝鸡机床集团可持续发展提供了有力的人才支撑。

This corporation takes the idea “talent is the first resource” and implements the strategy “make use of talents to strengthen the corporation”. Therefore a large number of outstanding craftsmen and hi-tech technicians are trained, which is a strong talent team for corporation development and a powerful technical support for corporation continuous growing.



田浩荣 Tian Haorong:
第十三届全国人大代表
大国工匠培育对象
全国劳动模范
享受国务院政府特殊津贴
三秦工匠
陕西省首届十大杰出工人
首届宝鸡工匠



杨忠州 Yang Zhongzhou:
全国劳动模范
享受国务院政府特殊津贴
三秦工匠
陕西带徒名师
首届宝鸡工匠
宝鸡工匠之星
宝鸡市十佳高技能人才



李晓佳 Li Xiaojia:
全国五一劳动奖章
享受国务院政府特殊津贴
陕西省首席技师
三秦工匠
陕西省十大杰出能工巧匠
陕西省技术状元
宝鸡工匠



麻建军 Ma Jianjun:
中国工会十七大代表
全国五一劳动奖章
陕西省十大杰出工人
陕西省职工经济技术创新标兵



傅　晨 Fu Chen:
陕西省五一劳动奖章
陕西省机冶建产业工匠
三秦英才
陕西省劳动竞赛标兵
宝鸡市十大杰出工人



李宏林 Li Honglin:
陕西省经济技术创新标兵
宝鸡市十大杰出工人
宝鸡市首席技师



翟江利 Zhai Jiangli:
陕西省首席技师
陕西省技术能手
宝鸡市首席技师



汪建刚 Wang Jiangang:
陕西省技术能手
宝鸡工匠
宝鸡市技术能手



杨红军 Yang Hongjun:
宝鸡市十佳科技创新人才
宝鸡市“三五人才”
宝鸡市五一劳动奖章



于宝明 Yu BaoMing:
陕西省五一劳动奖章
陕西省技术能手



柳建锋 Liu Jianfeng:
陕西省创新人才攀登工程
“中青年科技创新领军人才”
宝鸡市五一劳动奖章



刘　平 Liu Ping:
宝鸡市五一劳动奖章

完善的质控体系

COMPLETE QCS

遵从“追求卓越，顾客至上”的管理方针，建立“一次就做好”的工作理念，以工作“零差错”实现产品“零缺陷”。

The company adheres to the management policy of "pursuing excellence and putting customers first", establishes the work ideal of "doing a good job at once", and achieves "zero defects" in products with "zero mistakes" in work.

我们的质量理念：诚信质量　下道工序就是用户　人人都是检验员

Our Quality ideal:Honest quality; the next procedure is customer; everybody is inspector.

质量管理流程图
Quality Management Flowchart

运行：营销过程、产品研发管理过程、生产制造管理过程、采购外协管理过程、人力资源管理过程、产品质量管理过程、基础设施管理过程、信息化管理过程、财务管理

Operation: Marketing and sales process, Purchase management process, Product research and development management process, Manufacturing management process, Human resources management, Product quality management process, infrastructure management process, Informatization management, Financial management.

支持：人员、设施设备、工作环境、监视测量设备、信息和知识

Support: staff, facilities and equipment, working environment, inspecting and measuring devices, information and knowledge.

P策划 Plan

D实施 Do

A行动 Act

C检查 Check

市场需求环境机遇 Market demand and environment opportunity

策划：风险措施 目标策划 KPI展开 体系变更 Plan: Risk prevention steps, Target plan, KPI development, System alteration.

领导作用 战略决策 质量方针 Leaders function, Strategic decision, Quality principle.

绩效评价 产品检测 数据分析 顾客满意 体系评价 Performance evaluate, Product test, System evaluate.

产品和服务顾客 Product and Service

改进：改进策划 纠正措施 持续改进 Improvement: Plan improvement, Correction solutions, Continual improvement.

公司设有专门的计量理化检测中心，配备了完善的计量仪器及理化检测设备。除万能工具显微镜、万能测长仪、金相分析仪、硬度计、光谱分析仪等常规的理化计量仪器外，更有众多来自美国、日本、英国、德国、瑞士、意大利等国际一流的计量仪器和检测设备50多台套，如：布朗夏普三坐标测量机、COORD3三坐标测量机、雷尼绍激光干涉仪、球杆仪，日本的圆度仪，德国申克动平衡仪等关键仪器。从入厂原材料的物理性能试验到化学成分分析及材料热处理过程检验；从零件制造的几何精度检验到整机装配的过程控制及成品出厂检验；从外购外协件到电器元件及部件总成检验，形成了一套生产优质零件，装配精品机床的全过程质量控制体系。

Well-equipped testing center is set up. There are universal tool microscope, universal meterscope, metallographic analyzer, hardness tester, spectrum analyzer, also over 50 sets of world-class instruments and testing machines from America, Japan, England, Germany, Switzerland and Italy, such as Brown & Sharpe coordinate measuring machine, COORD3 coordinate measuring machine, Renishaw laser interferometer, double ball bar, Japanese roundness tester, Schenck SmartBalancer. This is a complete testing system. So products---machine tools are controlled at every stage from the very beginning to the complete end. It includes stages from mechanical property testing and chemical composition analyzing of incoming raw materials to heat treatment inspection, from geometric testing of machined parts and machine assembly controlling to inspection of finished products for shipment, from outsourcing parts and electric elements inspection to assemblies inspection.



美国Brown＆Sharp三坐标机
Brown & Sharp 3D CMM from America



意大利Coord3三坐标机
C oord3 CMM from Italy



德国申克动平衡仪
Schenck Smart Balancer from Germany



日本精密级圆度仪
Precision roundness measuring instrument from Japan



高清万工显
HD Universal microscope



英国雷尼绍激光干涉仪
Renishaw laser interferometer from Britain



ULTRA–2045准直仪
ULTRA-2045 collimator



英国雷尼绍球杆仪
Renishaw ball bar from Britain



意大利GNR　Minilab 150光谱仪
Spectrograph

研发团队

R & D TEAM

>自主研发　　>技术引进　　>产学研合作

Independence R & D; Technology import; Industry-university-institute cooperation





公司现有工程类技术人员400多名，技术力量雄厚，技术装备先进。建有省级技术中心，拥有研发人员150多名，陕西省有突出贡献专家多名，国家专项津贴专家多名。产品开发全面采用CAD、CAPP、PLM系统，被评为“全国CAD应用工程示范企业”“陕西省制造业信息化应用示范企业”“荣获国家级数字化转型贯标试点企业”。承担了多项国家高档数控机床与基础制造装备科技重大专项课题。公司拥有多项专利、驰名商标和名牌产品。通过自主创新、联合开发、技术引进等多种方式，全面提升技术的创新和产品的升级，使公司的产品线涉及的更加深入广泛，公司的核心竞争力得到不断提升。

The company has more than 400 engineering technicians, with strong technical force and advanced technical equipment. We have built a provincial-level technology center with more than 150 R&D personnel, many experts with outstanding contributions in Shaanxi Province, and many experts with national special allowances. Products are developed with CAD, CAPP, PLM system, and the company was titled "National CAD Application Demonstration Enterprise" "Shaanxi Province Manufacturing Informatization Application Demonstration Enterprise" "National Digital Transformation and Standardization Pilot Enterprises". The company has undertaken multiple major scientific and technological projects for national high-end CNC machine tools and basic manufacturing equipment. The company has 56 patents, 2 well-known trademarks, 2 famous brand products. Through various means such as independent innovation, joint development, and technology introduction, we comprehensively enhance technological innovation and product upgrading, making the company's product line more in-depth and extensive, and continuously enhancing the company's core competitiveness.





产学研合作

为不断提高自主创新能力，先后与清华大学、哈尔滨工业大学、天津大学、西安交通大学、西安理工大学、重庆大学、中南大学、吉林大学、大连理工等多家国内著名高校开展产学研合作，开发出具有自主知识产权的多款中高档数控机床。目前，公司已拥有多项有效专利。

Industry-university-institute cooperation

Industry-university-institute cooperation In order to raise the independent innovative ability the corporation has cooperated successively with domestically well-known colleges/universities, such as Tsinghua University, Harbin Institute of Technology, TianjinUniversity, Xi'an University of Technology, Chongqing University , Central South University, Jilin University, Dalian University of Technology. By cooperation some medium to top grade CNC machines are developed with independent intellectual property rights. Now the corporation has several valid patents.

卧式数控车床(车铣中心)
Horizontal CNC lathe(Turning and milling center)

高精型卧式数控车床： High Precision Hortzontal CNC Lathe
BM63150X/BMC63150C
高性能型卧式数控车床： High Performance Horizontal CNC Lathe
BL系列 Series：BL20-HSY BL20-HY BL20-HS BL20-H BL20-S BL20 BL25 BL25-H BL25-HY BL30 BL30-H BL30-HY
通用型卧式数控车床： General Hortzontal CNC Lathe
CK75系列Series:CK7516/A CK7520/A/B CK7525/A/B CK7530 CK7550
CK75-H系列Series(车削中心TURNING CENTER):CK7516-H CK7520-H CK7525-H CK7530-H CK7550-H CH7530Y CH50C CH25Y
CK75 C系列Series:CK7516C CK7520C CK7525C
CK P系列Series:CK7620P
实用型卧式数控车床： Practical Horizontal CNC Lathe
CK系列Series:CK40/S/C CK50/S/C
BC系列Series:BC3731/BC3751/BC4251/BC3751-H/BC3751-HY
其它： Other
卧式车铣复合加工中心Horizontal Turning and Milling compound machining center
MTK20车铣中心Turning and Milling center

高速·高效·绿色



高精型卧式数控车床BM63150X/BMC63150C

High Precision Horizontal CNC Lathe BM63150X/BMC63150C

直驱式主轴 · 人造花岗岩床身 · 高精度 · 高效 · 高稳定车削中心/数控车床

Motor spindle; artificial granite bed; high accuracy; high efficiency; High stability; Turning center/CNC LATHE

机床特点描述 / Machine Features Description

人造花岗岩整体式斜床身结构，精密直线滚动导轨、精密滚珠丝杠副、光栅尺闭环控制，大规格精密直驱式动静压主轴单元，高分辨率C轴，电机直连驱动伺服动力刀架，高档数控系统控制。

This turning center is designed with integrated base and slant bed made of artificial granite, precision linear rolling ways and precision ball screw pairs, closed loop control of encoders. The power motor spindle unit is of precision and large specification with dynamic/static pressure. C-axis has high resolution factor. The power turret is directly driven by a servo motor. Controlled by a high class CNC controller.



参数列表 / Parameter List

项目 / Item	单位 / Unit	BM63150X	BM63150C
床身上最大回转直径 / Max.swing dia.over bed	mm	Φ800	Φ800
最大车削直径 / Max. turning diameter	mm	Φ630	Φ630
最大车削长度 / Max. turning length	mm	1500	1500
液压卡盘直径 / Hydraulic chuck diameter	mm	Φ250(10 ")	Φ250(10 ")
主轴通孔直径 / Spindle bore diameter	mm	Φ105	Φ105
主轴转速 / Spindle speeds	r/min	50-3000	50-3000
主轴电机功率(连续/30分钟) Spindle motor power (continuous/ 30min)	kW	67.4/80	67.4/80
移动行程(X/Z) / Stroke(X/Y1/Z1/Z2)	mm	385/1500	385/1500
快移速度(X/Z) / Rapid travel	m/min	24/24	24/24
回转刀具电机功率 (连续/30分钟) Driving tool power (continuous/ 30min)	kW	9.7	
回转刀具速度 / Driving tool speed	r/min	3000	






通用型卧式数控车床CK75-H系列（车削中心）

High Performance Horizontal CNC Lathe CK75 series（turning center）

CK7516-H
CK7520-H
CK7525-H
CK7530-H
CK7550-H

机床特点描述 / Machine Features Description

高强度铸铁整体式斜床身结构，淬硬+贴塑导轨副、精密滚珠丝杠副，主轴单元采用精密角接触球轴承和双列圆柱滚子轴承、伺服驱动，高分辨率C轴，多工位转塔式动力刀架，高档数控系统控制。高精度、稳定性好的车削中心。

These turning centers are designed with high grade cast iron integrated bases and slant beds, hardened bed ways, plastics-coated carriage and tailstock ways, and precision ball screw pairs. The spindles are supported by precision angular contact ball bearings and double row roller bearings, and driven by servo motors. C-axis has high resolution factor. The machines are equipped with multi-station power turrets and controlled by high class CNC controllers. They feature high accuracy and good stability.









参数列表 / Parameter List

项目/Item	单位 / Unit	参数 / Parameters				
		CK7516-H	CK7520-H	CK7525-H	CK7530-H	CK7550-H
最大回转直径 / Swing over bed	mm	Φ500	Φ650	Φ650	Φ660	Φ850
最大车削直径 / Max. turning diameter	mm	Φ240	Φ340	Φ340	Φ450	Φ600
最大车削长度 / Max. turning length	mm	440	500/1000	500/1000/1500	650/1350	1850
卡盘直径 / Chuck diameter	mm	Φ165(6 ")	Φ210(8 ")	Φ254(10 ")	Φ305(12 ")	Φ530（21 " ）
最大棒料直径 / Max. bar diameter	mm	Φ42	Φ51	Φ73	Φ90	Φ90
主轴转速 / Spindle speed	r/min	55-5500	40-4000	30-3000	25-2500	L：10—850 H：30—1500
主轴电机功率(连续/30分钟) Spindle motor power（continuous/ 30min)	kW	11/15	11/15	15/18.5	22/30	30/37
移动行程(X/Z) /Stroke(X/Y1/Z1/Z2)	mm	165/450	210/550 210/1010	240/550 240/1010 240/1550	325/770 325/1470	330/1850
快移速度(X/Z) /Rapid travel	m/min	12/16	12/16	12/16	12/16	10/12
回转刀具电机功率 (连续/30分钟) Driving tool power （continuous/ 30min)	kw	2.2/3.7	3.7/5.5	3.7/5.5	5.5/7.5	3.7/5.5
回转刀具速度 / Driving tool speed	r/min	80-6000	40-4000	40-4000	30-3000	30-3000

通用型卧式数控车床CK7516/A CK7520/A

High Performance Horizontal CNC Lathe CK7516/A CK7520/A

CK7516 系列

高速 · 无级变速 · 全防护

High speed; Infinite variable speed; Full enclosed guard

回转直径Φ430mm以内的高速·无级变速·全防护数控机床，
不同的配置带来不同的切削体验。

Swing diameter of ∮ 430 mm or less;
It gives you different experience if equipped differently.







CK7520 系列

机床特点描述 / Machine Features Description

1) 45°斜床身，无级调速，密封式防护，可选配刀架。
2)后缀带“A”的为国产伺服控制。
3)长度有500mm、1000mm、1500mm三种规格可选。

1)45° slant bed, infinite variable speed, sealed guard, optional turret.
2)Letter A in the designation stands for domestic servo motor.
3)Four length of machine is available: 500mm,1000mm and 1500mm.

参数列表 / Parameter List

项目 / Item	单位 / Unit	参数 / Parameters			
		CK7516	CK7516A	CK7520	CK7520A
最大回转直径 / Max. swing dia. over bed	mm	Φ430	Φ430	Φ570/Φ570/Φ560	Φ570/Φ570/Φ560
最大车削直径 / Max. turning dia.	mm	Φ285	Φ285	Φ370	Φ370
最大车削长度 / Max. turning length	mm	500/1000	500/1000	500/1000/1500	500/1000/1500
卡盘直径 / Chuck dia.	mm	Φ165	Φ165	Φ210	Φ210
最大棒料直径 / Max. bar dia	mm	Φ42	Φ42	Φ51	Φ51
主轴转速 / Spindle speed	r/min	55–5500	70–3500	40–4000	75–3500
主轴电机功率 (连续/30分钟) Main motor power(continued/30minutes)	kW	11/15	11/15	11/15	15
行程(X/Z) / Travel (X/Z)	mm	165/530	165/530 165/1030	210/550 210/1010 210/1550	210/550 210/1010 210/1550
快移速度(X/Z) / Rapid travel speed(X/Z)	m/min	12/16	12/16	12/1 6	12/16

通用型卧式数控车床 CK7525/A

High Performance Horizontal CNC Lathe CK7525/A

全防护 · 高速 · 高效率 · 批量化切削

Full enclosed guard; high speed; high efficiency; batch production

回转直径Φ650mm以内的主轴无级变速、全防护，
高速、高效率、批量化切削利器，不同的配置带来不同的切削体验。

Infinite variable speed of spindle; swing diameter of ϕ 650 mm or less;
A good machine for batch production;
It gives you different experience if equipped differently.



机床特点描述 / Machine Features Description

1) 45°斜床身，无级调速，密封式防护。
2) 后缀带“A”的为国产伺服控制。
3) 长度有500mm、1000mm、1500mm三种规格可选。

1) 45° slant bed, infinite variable speed, sealed guard.
2) Letter A in the designation stands for domestic servo motor.
3) Three length of machine is available: 500mm, 1000mm and 1500mm.





参数列表 / Parameter List

项目 / Item	单位 / Unit	参数 / Parameters	
		CK7525 500/1000/1500	CK7525A 500/1000/1500
最大回转直径 / Max. swing dia. over bed	mm	Φ650/Φ650/Φ640	Φ650/Φ650/Φ640
最大车削直径 / Max. cutting dia.	mm	Φ450	Φ450
最大车削长度 / Max. turning length	mm	500/1000/1500	500/1000/1500
卡盘直径 / Chuck dia.	mm	Φ254	Φ254
最大棒料直径 / Max. bar dia.	mm	Φ73	Φ73
主轴转速 / Spindle speed	r/min	30–3000	30–3000
主轴电机功率 (连续/30分钟) Spindle motor power(continued/30minutes)	kW	15/18.5	15/18.5
行程(X/Z) / Travel(X/Z)	mm	250/525 250/1010 250/1550	250/525 250/1010 250/1550
快移速度(X/Z) / Rapid travel speed(X/Z)	m/min	12/16	12/16

通用型卧式数控车床CK7530

High Performance Horizontal CNC Lathe CK7530

CK7530/800
CK7530/1500
CK7530/2000
CK7530/3000
CK7530F/800

全防护 · 高速 · 高效率 · 批量化切削

Full enclosed guard, high speed, high efficiency, batch production

回转直径Φ670mm以内的主轴无级变速、全防护，
高速、高效率、批量化切削利器，不同的配置带来不同的切削体验。
Infinite variable speed of spindle; swing diameter of ∯ 670 mm or less;
A good machine for batch production;
It gives you different experience if equipped differently.

机床特点描述 / Machine Features Description

高强度铸铁斜床身结构，淬硬+贴塑导轨副、精密滚珠丝杠副，主轴单元采用双向推力角接触球轴承和双列圆柱滚子轴承，伺服驱动，多工位卧式转塔刀架，高档数控系统控制。是性能优越的较大规格数控车床。

The machine is designed with high grade cast iron integrated slant bed, hardened + plastics-coated guideways, and precision ball screws. The spindle is supported by precision angular contact ball bearings and double row roller bearings, driven by servo motor. It is a large specification excellent CNC lathe with multi-station power turret, controlled by high-end NC controller.











参数列表 / Parameter List

项目 / Item	单位 / Unit	CK7530/F
最大回转直径 / Max. swing dia. over bed	mm	Φ670
最大车削直径 / Max. turning dia.	mm	Φ600/Φ550
最大车削长度 / Max. turning length	mm	800/1500/2000/3000
卡盘直径 / Chuck dia.	mm	Φ305
最大棒料直径 / Max. bar dia.	mm	Φ90
主轴转速 / Spindle speed	r/min	25–2200
主轴电机功率(连续/30分钟) Main motor power(continued/30minutes)	kW	30/45
行程(X/Z) / Travel(X/Z)	mm	325/880 325/1550 325/2050 325/3080
快移速度(X/Z) / Rapid travel speed(X/Z)	m/min	12/16 12/12(3000规格)

通用型卧式数控车床CK7550

CK7550/1500
CK7550/2000
CK7550/3000

High Performance Horizontal CNC Lathe CK7550

全防护 · 高速 · 高效率 · 批量化切削

Full enclosed guard; high speed; high efficiency; batch production

回转直径Φ850mm以内的两档主轴、档内无级变速、全防护，
高速、高效率、批量化切削利器，不同的规格满足不同的切削要求。

Infinite variable speed of spindle; swing diameter of ϕ 850 mm or less;
A good machine for batch production;
It gives you different experience if equipped differently.

机床特点描述 / Machine Features Description

高强度铸铁斜床身结构，淬硬+贴塑导轨副、精密滚珠丝杠副，主轴单元采用双向推力角接触球轴承和双列圆柱滚子轴承，伺服驱动，高档数控系统控制，性能优越的大规格数控车床。

The machine is designed with high grade cast iron integrated slant bed, hardened + plastics-coated guideways, and precision ball screws. The spindle is supported by precision angular contact ball bearings and double row roller bearings, driven by servo motor. It is a large specification excellent CNC lathe with multi-station power turret, controlled by high-end NC controller.



参数列表 / Parameter List

项目 / Items	单位 / Unit	CK7550
最大回转直径 / Max. swing dia. over bed	mm	Φ850
最大车削直径 / Max. turning dia.	mm	Φ750
最大车削长度 / Max. turning length	mm	1500/2000/3000
卡盘直径 / Chuck dia.	mm	Φ530
主轴转速 / Spindle speed	r/min	L：8–530 H：30–1200
主轴电机功率 (连续/30分钟) Main motor power(continued/30minutes)	kW	30/37
行程(X/Z) / Travel(X/Z)	mm	385/1540 385/2040 385/3050
快移速度(X/Z) / Rapid travel speed (X/Z)	m/min	10/12







通用型卧式数控车床CK7516C

High Performance Horizontal CNC Lathe CK7516C

高速 · 无级变速 · 全防护

High speed; Infinite variable speed; Full enclosed guard

回转直径Φ400mm以内的高速·无级变速·全防护数控机床，X/Z轴线性导轨，不同的配置带来不同的切削体验。

Swing diameter of ∮ 400 mm or less; X/Z Axis Linear guideway ;
It gives you different experience if equipped differently.

参数列表 / Parameter List

项目 / Item	单位 / Unit	CK7516C
最大回转直径 / Max. swing dia. over bed	mm	Φ430
最大车削直径 / Max. turning dia.	mm	Φ285
最大车削长度 / Max. turning length	mm	500
卡盘直径 / Chuck dia.	mm	Φ165
最大棒料直径 / Max. bar dia.	mm	Φ42
主轴转速 / Spindle speed	r/min	55–5500
主轴电机功率（连续/30分钟） Main motor power(continued/30minutes)	kW	11/15
行程(X/Z) / Travel (X/Z)	mm	165/530
快移速度(X/Z) / Rapid travel speed(X/Z)	m/min	30/24











通用型卧式数控车床CK7520C CK7525C

High Performance Horizontal CNC Lathe CK7520C CK7525C

CK7520C系列

CK7520C series

X/Z轴线性导轨

X/Z Axis Linear guideway





CK7525C系列

CK7525C series

X/Z轴线性导轨

X/Z Axis Linear guideway



参数列表 / Parameter List

项目 / Item	单位 / Unit	参数 / Parameters	
		CK7520C	CK7525C
最大回转直径 / Max. swing dia. over bed	mm	Φ570/Φ570/Φ520	Φ630
最大车削直径 / Max. turning dia.	mm	Φ370	Φ430
最大车削长度 / Max. turning length	mm	500/750/1000	500/1000
卡盘直径 / Chuck dia.	mm	Φ210	Φ254
最大棒料直径 / Max. bar dia	r/min	Φ51	Φ73
主轴转速 / Spindle speed	kW	40–4000	30–3000
主轴电机功率 (连续/30分钟) Main motor power(continued/30minutes)		11/15	15/18.5
行程(X/Z) / Travel (X/Z)	mm	210/550 210/780 210/1010	250/520 250/1010
快移速度(X/Z) / Rapid travel speed(X/Z)	m/min	24/24	24/24

通用型卧式数控车床CH7530Y

High Performance Horizontal CNC Lathe CH7530Y

四轴联动

Four simultaneously controlled axes;

机床特点描述 / Machine Features Description

四轴联动，特别适合复杂零件的车、铣、攻加工的车铣复合中心。

It is a mill-turning center with 4 are simultaneously controlled; suitable for turning, milling and tapping of complex workpieces.

参数列表 / Parameter List

项目/Item	单位/Unit	参数/Parameters
		CH7530Y
最大回转直径 / Swing over bed	mm	Ø670
最大车削长度 / Max. turning length	mm	1000
卡盘直径 / Chuck diameter	mm	Ø305(12 ")
主轴转速 / Spindle speed	r/min	30–3000
主轴电机功率(连续/30分钟) Spindle motor power (continuous/ 30min)	kW	22/30
移动行程(X/Y/Z) /Stroke (X/Y/Z)	mm	325/±70/1050
快移速度(X/Y/Z) /Rapid travel (X/Y/Z)	m/min	12/5/12

















通用型卧式数控车床 CK7620P

High Performance Horizontal CNC Lathe CK7620P

参数列表 / Parameter List

项目 / Items	单位 / Unit	CK7620P
最大回转直径 / Max. swing dia. over bed	mm	Φ400
推荐车削直径/长度 / Suggested turning dia./length	mm	Φ100/180
最大车削直径 / Max turning dia.	mm	Φ200
卡盘直径 / Chuck dia.	mm	Φ210
最大棒料直径（中空卡盘/筒夹夹头） Max. bar dia.(hollow chuck/ collet chuck)	mm	Φ51/Φ42
主轴转速 / Spindle speed	r/min	90–4000
主轴电机功率 (连续/30分钟) Main motor power(continued/30minutes)	kW	7.5/11
行程(X/Z) / Travel(X/Z)	mm	400/300
快移速度(X/Z) / Rapid travel speed(X/Z)	m/min	16/16

排式刀架 · 线性导轨 · 高速高效

Comb type tool rest; Linear guideway; High speed; high efficiency

机床特点描述 / Machine Features Description

高强度铸铁整体式斜床身结构，精密直线滚动导轨、精密滚珠丝杠副，主轴单元采用精密角接触球轴承和双列圆柱滚子轴承、伺服或变频驱动，排式刀架，高档数控系统控制。高精度、高效率数控车床。

This high accuracy and efficiency machine is designed with high grade cast iron integrated base and slant bed, precision linear rolling ways and precision ball screw pairs. The spindle is supported by precision angular contact ball bearings and double row roller bearings, and driven by a servo motor or frequency inverting motor. The machine is equipped with comb-type tool post and controlled by high class CNC controller.

实用型卧式数控车床 CK40S CK50S

General Horizontal CNC Lathe CK40(S) CK50(S)









参数列表 / Parameter List

项目 / Item	单位 / Unit	参数 / Parameters	
		CK40S	CK50S 500/1000/1500
最大回转直径 / Max. swing dia. over bed	mm	Φ430	Φ570/Φ570/Φ560
最大车削直径 / Max. turning dia.	mm	Φ285	Φ370
最大车削长度 / Max. turning length	mm	500	500/1000/1500
卡盘直径 / Chuck dia.	mm	Φ165	Φ210
最大棒料直径 / Max. bar dia	mm	Φ42	Φ51
主轴转速 / Spindle speed	r/min	70–3000	60–2250
主轴电机功率 (连续/30分钟) Main motor power(continued/30minutes)	kW	7.5/11	11/15
行程(X/Z) / Travel (X/Z)	mm	165/530 165/1030	210/550 210/1010 210/1550
快移速度(X/Z) / Rapid travel speed(X/Z)	m/min	12/16	12/16

实用型卧式数控车CK50C

General Horizontal CNC Lathe CK50C

CK50C 系列

X/Z轴线性导轨

X/Z Axis Linear guideway



参数列表 / Parameter List

项目 / Item	单位 / Unit	参数 / Parameters
		CK50C 750/1000
最大回转直径 / Max. swing dia. over bed	mm	Φ570/Φ520
最大车削直径 / Max. turning dia.	mm	Φ370
最大车削长度 / Max. turning length	mm	750/1000
卡盘直径 / Chuck dia.	mm	Φ210
最大棒料直径 / Max. bar dia	mm	Φ51
主轴转速 / Spindle speed	r/min	40–4000
主轴电机功率 (连续/30分钟) Main motor power(continued/30minutes)	kW	11/15
行程(X/Z) / Travel (X/Z)	mm	210/780 210/1010
快移速度(X/Z) / Rapid travel speed(X/Z)	m/min	16/24







实用型卧式数控车床BC系列

Practical Horizontal CNC Lathe BC series

BC3731 / BC3751/BC4251/BC3751–H/BC3751–HY

BC系列数控车床/车削中心包括BC3731、BC3751、BC4251、BC3751–H、BC3751–HY六款产品，该系列机床采用整体式平床身、30°斜床鞍结构，结构紧凑，回转直径大，占地面积小；刀盘大，刀具干涉小。可加工内外圆柱、圆锥、圆弧面；各种螺纹以及孔的钻、扩、铰等加工。

BC3751L 数控车床 X 轴、Z 轴采用直线电机配进口光栅结构，定位精度高，移速度快。

BC3751–H/HY车削中心，刀塔具有铣削功能。BC3751–H机床具有C轴和铣削功能；BC3751–HY具有C轴、Y轴和铣削功能，该系列机床可在零件一次安装下完成复杂零件的加工，能较好的适应复杂零件对数控机床功能及高精度的需求。









参数列表 / Parameter List

项目/Item		单位/Unit	参数 / Parameters					
			BC3731	BC3751	BC3751L	BC4251	BC3751–H	BC3751–HY
床身上最大回转直径	max swing diameter over bed	mm	Φ550	Φ550	Φ550	Φ600	Φ550	Φ550
床鞍上最大回转直径	max swing diameter over saddle	mm	Φ330	Φ330	Φ330	Φ400	Φ345	Φ345
最大切削直径	max turning diameter	mm	Φ370	Φ370	Φ370	Φ420	Φ360	Φ320
最大车削长度	max turning length	mm	310	510	510	510	320	360
最大过棒料直径	max bar diameter	mm	Φ51	Φ51	Φ51	Φ60	Φ50	Φ50
卡盘规格	chuck type	inch	8″中空	8″中空	8″中空	10″中空	8″中空	8″中空
车主轴最高转速	max turning–spindle speed	rpm	50～4500	50～4500	50～4500	50～3500	50～4500	50～4500
行程X/Z/(Y)	travel	mm	210/350	210/550	210/550	235/550	210/400	210/410/(±30)
快移速度X/Z/(Y)	rapid speed	m/min	30/30	30/30	42/60	30/30	30/30	30/30/(10)
刀架形式	turret type		卧式刀塔	卧式刀塔	卧式刀塔	卧式刀塔	动力刀塔	Y轴动力刀塔
装刀容量	tool capacity	pcs	8	8	8	8	12	15
刀具尺寸	tool size	mm	25×25/Φ40	25×25/Φ40	25×25/Φ40	25×25/Φ40	25×25/Φ32	20×20/Φ25
动力刀具形式	power tool type		–	–	–	–	BMT55–ER32	BMT40–ER20
铣主轴最高转速	max milling–spindle speed	rpm	–	–	–	–	3800	3800
铣主轴最大刀柄直径	max milling–spindle tool shank diameter	mm	–	–	–	–	Φ20	Φ13
尾座行程	tailstock travel	mm	150(选配)	350	350	350	350	350
顶尖套锥度	center sleeve taper	mm	MT No.4（选配）	MT No.4	MT No.4	MT No.5	MT No.4	MT No.4

卧式车铣复合加工中心

Horizontal Turning-Milling compound machining center

机床特点描述 / Machine Features Description

BHR500V卧式车铣复合加工中心采用卧式对列双主轴布局，上刀架为回转B轴，下刀架（选配） 为卧式伺服刀架型结构，机床采用高速车铣电主轴，滚柱线轨导轨副，车铣刀库，机床具有4轴联动、车铣复合、高速高精度等特点。

设备用于对复杂轴类零件等精密车、铣复合加工，广泛应用于汽车、模具等制造业，特别适合能源、油气、挤出机螺杆、塑料机械、曲轴及通用加工领域，为用户提供客户化的加工方案。

BHR700V卧式车铣复合加工中心是宝鸡机床集团有限公司采用先进研发手段开发的新产品，机床采用卧式对列双主轴布局，上刀塔为回转B轴，下刀塔为卧式动力刀塔型结构，机床采用高速车、铣电主轴，滚线轨导轨副，车铣链式刀库，机床具有5轴联动、车铣复合、高速高精度等特点。

设备用于对复杂轴类等零件的精密车、铣复合加工，广泛应用于汽车、模具等制造业，特别适合能源、油气、挤出机螺杆、塑料机械、曲轴及通用加工领域，为用户提供客户化的加工方案。



参数列表 / Parameter List

项目/Item		单位/Unit	参数 / Parameters	
			BHR500V	BHR700V
回转直径	swing diameter	mm	Φ600	Φ700
两顶尖距离	distance between front center and behind center	mm	1000	2500
车削主轴最高转速	Max turning-spindle speed	rpm	4500	4000
车削主轴最大扭矩	Max turning-spindle torque	Nm	160	330
C轴最大转速	max C-axis speed	rpm	80	200
C轴最大扭矩	max C-axis torque	Nm	160	330
铣削主轴最高转速	max milling-spindle speed	rpm	12000	12000
铣削主轴最大扭矩	max milling-spindle torque	Nm	100	120
B轴最大转速	max B-axis speed	rpm	40	40
B轴最大扭矩	max B-axis torque	Nm	1500	2420
X轴快进速度	X-axis rapid speed	m/min	40	40
X轴行程	X-axis travel	mm	535	845
Y轴快进速度	Y-axis rapid speed	m/min	40	36
Y轴行程	Y-axis travel	mm	230	430
Z轴快进速度	Z-axis rapid speed	m/min	40	36
套筒直径	quill diameter	mm	110	110
套筒行程	quill travel	mm	200	100
刀库容量	tool magazine capacity	Number of tools	24	40/80/120
数控系统	CNC system		西门子SIEMENS 828D/one/840D	

卧式车铣复合加工中心

Horizontal Turning-Milling compound machining center

机床特点描述 / Machine Features Description

宝鸡机床复合加工机床设计理念是为复杂、精密、高精度、高附加值的加工提供最佳性能。
采用卓越的动态性能和强度相结合的技术，这种动态性能和强度的融合为用户提供以下可行性：

1．为零件加工提供最佳加工方案：
—普通切削
—高速进给切削
—高转速切削

2．集成多种加工工艺：
—成套加工解决方案
—适应最佳切削条件的加工工艺

1．Approaching to the machining of a piece with the most appropriate machining strategy.
—Conventional cutting.
—High feed cutting.
—High speed cutting.
—Combination between high feed cutting and high speed cutting.

2．Integrating different machining processes.
—Complete machining solution.
—Machining processes adapted to their optimal cutting conditions.











参数列表 / Parameter List

项目/Item		单位/Unit	参数 / Parameters	
			BHR800V	BHR1000V
回转直径	swing diameter	mm	820	1020
两顶尖距离	distance between front center and behind center	mm	2000-6000	2000-6000
车削主轴最高转速	Max turning-spindle speed	rpm	2700	1650
车削主轴最大扭矩	Max turning-spindle torque	Nm	3170	8264
C轴最大转速	max C-axis speed	rpm	80	40
C轴最大扭矩	max C-axis torque	Nm	2380	6200
铣削主轴最高转速	max milling-spindle speed	rpm	5000	3200
铣削主轴最大扭矩	max milling-spindle torque	Nm	276	733
B轴最大转速	max B-axis speed	rpm	16	16
B轴最大扭矩	max B-axis torque	Nm	1780	1780
X轴快进速度	X-axis rapid speed	m/min	40	40
X轴行程	X-axis travel	mm	930	1130
Y轴快进速度	Y-axis rapid speed	m/min	40	40
Y轴行程	Y-axis travel	mm	400	550
Z轴快进速度	Z-axis rapid speed	m/min	40	30
套筒直径	quill diameter	mm	180	260
套筒行程	quill travel	mm	200	250
刀库容量	tool magazine capacity	Number of tools	40/60/80/120	
数控系统	CNC system		西门子SIEMENS ONE	

MTK20车铣中心

Turning-Milling center

双主轴、多刀架重叠加工，四轴联动数控车铣中心

Double spindles; simultaneously operating of three turrets; Four simultaneously controlled axes

机床特点描述 / Machine Features Description

MTK20是由高档数控系统控制的多刀架数控车铣中心，机床采用双主轴、多刀架对列布局，可实现双主轴、多刀架的同时切削加工，机床具有Y轴功能和双C轴功能，能完成工件的强力铣削。该机床具备4轴联动功能，配合副主轴的X、Z双向进给，可以实现双主轴、多刀架的重叠加工，保证在一次装夹下完成复杂工件的全部或大部分工序的加工，特别适合于形状复杂工件的加工，能广泛适用于汽车、轻工、机械等行业对数控机床功能越来越高的要求。

This is a mill-turning center controlled by high-end NC control system, and features opposed double spindles, opposed double turrets, Y-axis function and C-axis function. Two spindles and turrets can operate simultaneously even for heavy milling. By means of 4 simultaneously controlled axes together with sub spindle's double feed in X/Z-axis, complete or most machining of a complex workpiece is finished at one setting. The machine is widely used in aerospace, automotive, manufacturing engineer and light industries satisfying increasing demand of customers on function and machining precision of CNC machines.



MTK20细节图
MTK20 detailed diagrams

参数列表 / Parameter List

项目/Item	单位/Unit	参数 / Parameters
主轴数 / Number of spindles	个	2
刀架数 / Number of turrets	个	2
卡盘直径 / Chuck dia.	mm	Φ210
转塔刀架工位数 / Number of station of turret	个	16X2
主轴/副主轴最高转速 / Max. speed of spindle/sub spindle	r/min	5000
刀架动力头最高转速 / Max. speed revolving tool	r/min	6000
主轴电机功率 / Power of spindle motor	kw	18.5 / 22 (30min)
副主轴电机功率 / Power of sub spindle motor	kw	11 / 15 (30min)
最大加工直径 / Max. machining dia.	mm	Φ320
最大加工长度 / Max. machining length	mm	800
X1/X2轴快移速度 / Rapid traverse X1/X2	m/min	20
Y1/Y2轴快移速度 / Rapid traverse Y1/Y2	m/min	24
Z1/Z2/Z3轴快移速度 / Rapid traverse Z1/Z2/Z3	m/min	36
X1/X2轴行程 / Stroke X1/X2	mm	210/210
Y1/Y2轴行程 / Stroke Y1/Y2	mm	100/100
Z1/Z2/Z3轴行程 / Stroke Z1/Z2/Z3	mm	800/800/750









BL系列数控车床/车铣中心

机床特点描述 / Machine Features Description

BL系列数控车床/车铣中心，机床配备双电主轴、十二工位伺服动力刀架、高刚性滚柱线性导轨，
具有Y轴功能和双C轴功能。双主轴高精度对接，实现自动掉头加工，特别适应于零件一次装夹完成全部或大部分工序的车铣加工。









参数列表 / Parameter List

项目/Item	单位/Unit	参数 / Parameters					
		BL20-HSY	BL20-HY	BL20-HS	BL20-H	BL20-S	BL20
最大回转直径/Max.swing diameter	mm	ϕ695					
最大车削长度/Max. turning length	mm	500					
最大车削直径/ Max.swing diameter	mm	ϕ340					
主轴转速/Spindle speed	r/min	35-4500					
主轴液压卡盘直径/spindle hydraulic chuck diameter	in	8					
副主轴转速/sub-spindle speed	r/min	35-5000	/	35-5000	/	35-5000	/
副主轴液压卡盘直径/sub-spindle hydraulic chuck diameter	in	6	/	6	/	6	/
行程/Travel(X/Y/Z/W)	mm	190/±50/605/580		190/±50/605/580			
快移速度/Rapid feed rete(X/Y/Z/W)	m/min	30/10/30/10		30/10/30/10			

项目/Item	单位/Unit	参数 / Parameters										
		BL25.500	BL25	BL25-H	BL25-HY	BL25.1500	BL30.1000	BL30.1500	BL30.3000	BL30-H.1000	BL30-H.1500	BL30-H.3000	BL30-HY.1000
最大回转直径	mm	ϕ695		ϕ660				ϕ700			ϕ700		ϕ860
最大车削长度	mm	500	1000	960	960	1500	1000	1500	1000	1000	1500	3000	
最大车削直径		ϕ450	ϕ450	ϕ350	ϕ350	ϕ450		ϕ600			ϕ530		ϕ520
主轴转速	r/min	40-4000						2500			3500		3500
主轴液压卡盘直径	mm	10						12”			12”		12”
行程	kw	250/520	250/1020	220/1020	220/1020/±70	250/1520	325/1050	325/1550	325/1020	325/1050	325/1550	325/3050	325/1020
快移速度	m/min	30/30	30/33		30/33	30/33				24/24			

经济型卧式数控车床

Economical horizontal CNC lathe

SK系列 SKseries / SK40P/S SK50P/S SK66Q SK50C
HK系列 HKseries / HK63B HK80B HK80 HK100 HK100Q HK125
TK/EK系列 TKseries / TK36S TK36Y TK50 EK40
CBK系列 CBKseries / CBK50 CBK63



以不凡的决心制造更具高性价比的机床
To make most cost high effective ma chines with firm determination.

SK系列

SK series lathe

变速 · 无级调速 · 恒线速切削

Shift gears; Infinite variable speed; Constant linear speed cutting

SK40P
SK40S
SK50P
SK50S
SK66Q
SK50C

机床特点描述 / Machine Features Description

1)全为伺服系统控制、后缀为“S”的是广数伺服系统控制。
2)长度有750mm、1000 mm、1500 mm、2000 mm、3000mm多种规格可选。
3)控制系统可选择FANUC/广数系统/KND/华中系统/SIEMENS/B60 。

1)All servo system control; Letter S in the designation stands for control of GSK servo control system
2)Different length of machine is available: 750mm, 1000mm, 1500mm,2000mm and 3000mm
3)Optional control systems FANUC, GSK, KND, HNC, SIEMENS, B60

参数列表 / Parameter List

项目 / Item	单位 / Unit	参数 / Parameters			
		SK40P/40S	SK50P/50S	SK66Q	SK50C
最大回转直径 Swing over bed	mm	Φ400	Φ500	Φ660	Φ500
最大车削直径 Max. turning diameter	mm	Φ400	Φ500	Φ550	Φ500
最大工件长度 Max. workpiece length	mm	750 /1000/1500/2000/3000		750 /1000/1500/2000	750 /1000/1500/2000/3000
卡盘直径 Chuck size	mm	Φ250		Φ250	Φ315
主轴通孔直径 Spindle bore	mm	Φ82		Φ82	Φ105
主轴转速 Spindle speed	r/min	3档(3-shifts) 21-1620		3档(3-shifts) 21~1620	3档(3-shifts) 21.7~1600
主轴电机功率 Spindle motor power	kW	7.5		7.5	7.5
行程(X/Z) X/Z axes traverse	mm	X：275 Z：600/850/1350/1850/2850		X：275 Z：600/850/1350/1850	X：275 Z：600/850/1350/1850/2850
快移速度(X/Z) Rapid travel speed	m/min	6/8		6/8	6/8









可选配液压卡盘
液压尾座

HK 系列机床

HK63B
HK80B
HK80
HK100
HK100Q
HK125

HK series lathe

多档变速 · 档内无级调速

Multi-step shift gears; infinitely variable within each step;

适用于较大规格、较重零件的大负载切削加工

For heavy duty cutting of large specification and heavy weight wok











参数列表 / Parameter List

项目 / Items	单位 / Unit	参数 / Parameters					
		HK63B	HK80B	HK80	HK100Q	HK100	HK125
最大回转直径 Swing over bed	mm	Φ630	Φ800	Φ800	Φ1000	Φ1040	Φ1250
最大车削直径 Max. turning diameter	mm	Φ630	Φ740	Φ800	Φ1000	Φ948	Φ1234
最大工件长度 Max. workpiece length	mm	1000/1500/2000/3000	1000/1500/2000/3000	1000/1500/2000/3000/4000/5000	1000/1500/2000/3000	1500/3000/4000/5000	1500/3000/4000/5000
卡盘直径 Chuck diameter	mm	Φ315	Φ315	Φ315	Φ315	Φ630	Φ630
主轴通孔直径 Spindle bore	mm	Φ105	Φ105	Φ105	Φ105	Φ130	Φ130
主轴转速 Spindle speed	r/min	L：20–210 M：37–373 H：:112–1120	L：20–210 M：37–373 H：:112–1120	I 20–204 II 39–354 III 71–642 IV 124–1000	I 20–210 II 39–354 III 71–642 IV 124–1000	I 3.5–160 II 5–233 III 7–345 IV 11–500	I 3.5–160 II 5–233 III 7–345 IV 11–500
主轴电机功率 Spindle motor power	kW	11	11	15	15	22	22
行程(X/Z) X/Z axes traverse	mm	370 760/1310/1810/2810	390 760/1310/1810/2810	430 760/1350/1850/2850/3850/4850	540 760/1350/1850/2850	520 1300/2800/3800/4800	630 1300/2800/3800/4800
快移速度(X/Z) Rapid travel speed	m/min	6/7	6/7	6/7（4000及以上为5）	6/7	3/6	3/6

TK系列机床

TK series lathe

无级调速车床

Infinite variable speed

TK36S
EK40
TK50
TK36Y

机床特点描述 / Machine Features Description

平床身结构，主轴单元采用精密角接触球轴承和双列圆柱滚子轴承，标配四工位立式转塔刀架，高档数控系统控制。

Horizontal bed. The spindle is supported by precision angular contact ball bearings and double row roller bearings. Standard equipment: 4-station vertical turret. Controlled by high class NC controller.



参数列表 / Parameter List

项目 / Item	单位 / Unit	参数 / Parameters			
		TK36S	EK40	TK50	TK36Y
最大回转直径 Swing over bed	mm	Φ360	Φ400	Φ500	Φ360
最大车削直径 Max. turning diameter	mm	Φ320	Φ400	Φ500	Φ42
最大工件长度 Max. workpiece length	mm	750	750/1000	1100/1600/2100/3100	120
卡盘直径 Diameter of chuck	mm	Φ200	Φ200	Φ250	CK42A5
主轴通孔直径 Spindle bore	mm	Φ57	Φ57	Φ87	Φ57
主轴转速 Spindle speed	r/min	140–3000	140–3000	30–2500	140–3000
主轴电机功率 Spindle motor power	kW	5.5(伺服servo)	5.5（伺服servo）	15（伺服servo）	5.5(伺服servo)
行程(X/Z) X/Z axes Traverse	mm	200/610	230/590 230/840	295/1000 295/1500 295/2000 295/3000	140/120（Y）/590
快移速度(X/Z) Rapid travel speed	m/min	6/8	6/8	6/8（3000均为6）	6/6（Y）/8







CBK 系列机床

CBK50
CBK63

CBK Series Machine Tools

主轴三档变速，45度斜床身数控车床

A CNC lathe with 45° slant bed; 3-step spindle shift gears

机床特点描述 / Machine Features Description

1) 45°斜床身结构，带来良好的空间和排屑效果、手动换档、档内无级变速，可加工较大尺寸、较大负载的零件。
2) 长度有1000mm、2000mm、3000mm三种规格可选。

1) 45° slant bed provides a nice space and good chip disposal result; manual gear shift with infinite variable speed within each gear; it can be used for large-size and heavy-load machining.
2) Three length of machine is available: 1000mm, 2000mm and 3000mm.











参数列表 / Parameter List

项目 / Items	单位 / Unit	参数 / Parameters			
		CBK63/1000	CBK63/2000	CBK63/3000	CBK50
最大回转直径 / Swing over bed	mm	Φ630	Φ630	Φ630	Φ500
最大车削直径 / Max. turning diameter	mm	Φ450（八工位）/Φ500（四工位）			Φ420
最大车削长度 / Max. workpiece length	mm	800/1000（四工位）	1800/2000（四工位）	2800/3000（四工位）	886（卧式八工位伺服）/920（卧式六/八工位电动）
卡盘直径 / Chuck diameter	mm	Φ315	Φ315	Φ315	Φ250
主轴通孔直径 / Spindle bore	mm	Φ84	Φ84	Φ84	Φ82
主轴转速 / Spindle speed	r/min	20-210 50-525 155-1600	20-210 50-525 155-1600	20-210 50-525 155-1600	3档无级 21-1620 (H:162-1620 M:66-660 L:21-210)
主轴电机功率 / Spindle motor power	kW	11	11	11	7.5
行程(X/Z) / X/Z axes traverse	mm	270（350四工位）/800/1000（四工位）	270（350四工位）/800/2000（四工位）	270（350四工位）/2800/3000（四工位）	X:255 Z:1000
快移速度(X/Z) / Rapid travel speed	m/min	8/8	8/8	8/8	6/8

数控立式车床系列

VERTICAL CNC LATHE

卡盘式数控立式车床 / Type chuck vertical CNC lathe
- CK514/Z数控立式车床
- CK516/CK516Z数控立式车床
- CK516A数控立式车床
- CK518数控立式车床
- BK50–2数控立式车床(双主轴)

工作台式数控立式车床 / Worktable type vertical CNC lathe
- CK51125数控立式车床（转塔刀架）
- CK51125A数控立式车床（刀库）
- CK51160数控立式车床（转塔刀架）
- CD125数控立式车床
- CD160数控立式车床

力求把最好的做工和性能呈现给用户

Do our best to show the finest workmanship and performance to users.





CK514/Z/CK516/CK516Z
CK516A / CK518

立式结构 · 排屑流畅 · 装夹工件方便

Vertical lathe; Easy chip removal;Simple work setting

适用于加工小型、中型盘、套类零件的立式车床

Suitable for small to medium size disk type and ring type workpieces

机床特点描述 / Machine Features Description

1) 两轴线轨、立式刀架、立式卡盘车床。

2)CK516Z数控立式车床是CK516数控立式车床的镜像机床，可以与CK516组成双胞胎加工单元，也可以单独使用。

1)It is a lathe with vertical turret and chuck, with linear guideway in two axes .

2)CK516Z vertical CNC lathe is the mirror lathe of CK516 vertical CNC lathe. It can be used alone or combine with CK516 for twin machining unit.

参数列表 / Parameter List

项目 / Item	单位 / Unit	参数 / Parameters		
		CK514/Z	CK516Z/CK516/CK516A	CK518
最大回转直径 / Swing diameter	mm	Φ650	Φ850	Φ1000
最大车削直径 / Max. turning diameter	mm	Φ450	Φ750	Φ900
最大工件高度 / Max. workpiece height	mm	420	600	800
主轴转速 / Spindle speed	r/min	30–2500	10–1600/80–1200	30–800
快移速度(X/Z) / Rapid travel speed	m/min	12/16	14/14	12/12











BK50-2 BK40-2数控立式车床（双主轴）

针对法兰行业开发的一款专用机床

Specially developed for flange industry

机床特点描述 / Machine Features Description

BK40-2/BK50-2数控立式车床为高效双主轴CNC车床，配以宝机B80系统/GSK 980TT数控系统，该机床是针对法兰行业开发的一款专用机床。双主轴、双刀架，两通道可分别单独控制，能同时完成不同零件的加工。主要用于对10公斤以上的法兰盘；电机的法兰、壳体以及其它行业不宜装夹的法兰、盘、套、短轴类零件的粗、半精加工。

BK50-2 vertical CNC lathe has dual spindle, with GSK 980TT CNC system, specially developed for flange industry. Dual spindle, dual turret, dual channels can be controlled separately for machining different parts simultaneously. Mainly for roughing and semi-finishing machining of flanges more than 10 kilograms, flanges and housing of motors, and parts of flanges, plates, sleeves and short shafts in other industries which are not easy for clamping.

参数列表 / Parameter List

项目 / Items	单位 / Unit	参数 / Parameters	参数 / Parameters
		BK40-2	BK50-2
最大回转直径 / Max. swing daimeter	mm	Φ450	Φ500
最大车削直径 / Max. turning diameter	mm	Φ350	Φ420
最大车削高度 / Max. turning height	mm	360	360
主轴转速 / Spindle speed	r/min	50~800	50~800
液压卡盘直径 / Hydraulic chuck diameter	inch	12 "	12 "
主轴电机功率 / Main motor power	kW	11	11
行程 / Travel (X/Z)	mm	300/380	300/380
快移速度 / Rapid feed rate	m/min	12/12	12/12









CK51125/CK51125A/ CD125/CD160

适用于大型盘、套类零件加工的高效立式车床

High efficiency vertical lathe;For cutting large size disk type and ring type workpieces

机床特点描述 / Machine Features Description

1) CK51125/CK51160: 动梁,T型滑枕,双十字滑台结构，强力手动卡爪，电动四工位刀架，伺服系统，高档数控立式工作台车床。
2) CK51125A：定梁、矩形滑枕、带刀库，伺服系统，高档数控立式车床，可选配大规格液压卡盘。
3) CD125、CD160：定梁，矩形滑枕，单刀座，半防护的经济型数控立式车床。

1) CK51125: high-end vertical CNC lathe with movable beam, T-shaped ram, crossed double slide blocks,manual strong jaw, 4-station power turret, servo system and worktable.
2) CK51125A: high-end vertical CNC lathe with fixed beam, rectangular ram, magazine, frequency inverter; large specification hydraulic chuck is optional.
3) CD125 CD160: economical vertical CNC lathe with fixed beam, square ram and single tool holder; without guard.











参数列表 / Parameter List

项目 / Items	单位 / Unit	参数 / Parameters			
		CK51125	CK51125A	CD125	CD160
工作台直径 / Diameter of worktable	mm	Φ1050	Φ1050	Φ1050	Φ1400
最大回转直径 / Max. swing diameter	mm	Φ1250	Φ1500	Φ1250	Φ1600
最大车削直径 / Max. turning diameter	mm	Φ1100	Φ1250	Φ1100	Φ1600
最大工件高度 / Max. workpiece height	mm	900	600	900	500/900
工作台转速 / Worktable speed	r/min	2~400	2~400	15~200	5~150
快移速度(X/Z) / Rapid travel speed	m/min	10/10	10/10	10/10	10/10

CK51160

适用于大型零件加工的数控立式车床

CNC vertical lathe; For cutting large size workpieces



机床特点描述 / Machine Features Description

动梁,分档定位,T型滑枕,电动刀架,强力手动卡爪的立式车床。

vertical lathe with movable beam which stops at fixed positions, with T-shaped ram, power turret and manual strong jaw.

参数列表 / Parameter List

项目 / Item	单位 / Unit	参数 / Parameters
		CK51160
工作台直径 / Diameter of worktable	mm	Φ1250(1400)
最大回转直径 / Max. swing diameter	mm	Φ1600
最大车削直径 / Max. turning diameter	mm	Φ1600
最大工件高度 / Max. workpiece height	mm	1200
工作台转速 / Worktable speed	r/min	2~320
快移速度(X/Z) /Rapid travel speed	m/min	10/10







普通卧式车床系列
CONVENTIONAL LATHE

CS系列车床 CS series lathe / CS6140(J)系列 CS61(2)40系列 CS61(2)50B系列 CS61(2)50C系列 CS61(2)66B(C)系列

CQ系列车床 CQ series lathe / CQ6280B系列 CQ6280C系列

C系列车床 C series lathe / C6163B系列 C6180A系列





让更加精致的普通机床
满足不同领域的需求
Use much finer lathes to satisfy the needs of different fields

CS系列车床

CS series lathe

CS6140J
CS61(2)40
CS61(2)50B

CS61(2)50C
CS61(2)66B
CS61(2)66C

机床特点描述 / Machine Features Description

1) 后缀带“B”的主轴通孔直径是Φ82mm;
2) 后缀带“C”的主轴通孔直径是Φ105mm;
3) 后缀带“J”的是节能型机床;
4) 第二位数字是“1”的为普通平床身;
5) 第二位数字是“2”的为马鞍式平床身;
6) 床身长度有750mm、1000mm、1500mm、2000mm、3000mm五种规格可选。

1) Spindle thru-hole is Φ82mm, for machine with letter B in its
2) Spindle thru-hole is Φ105mm, for machine with letter C in it
3)The suffix with J is an energy-saving machine tool
4) The second number 1 in the designation stands for general horizontal bed.
5) The second number 2 in the designation stands for horizontal gap bed.
6) Five length of machine is available: 750mm, 1000mm, 1500mm, 2000mm and 3000mm.









参数列表 / Parameter List

项目 / Item	单位 / Unit	参数 / Parameters					
		CS6140 CS6240	CS6140J	CS6150B CS6250B	CS6166B CS6266B	CS6150C CS6250C	CS6166C CS6266C
床身上回转直径 Max. swing over bed	mm	Φ400	Φ400	Φ500	Φ660	Φ400/Φ500	Φ660
床鞍上回转直径 Max. swing over slide	mm	Φ220	Φ220	Φ300	Φ420	Φ220/Φ300	Φ420
两顶尖之间最大距离 Max. workpiece length	mm	750/1000/1500/2000/3000	700/950/1450/1950/2950	750/1000/1500/2000/3000	750/1000/1500/2000/3000	750/1000/1500/2000/3000	750/1000/1500/2000/3000
主轴头型式 Spindle nose		ISO 702/II No.6 卡口型bayonet type;		ISO 702/II No.8 短凸轮锁紧型short cam-lock type			
主轴通孔直径 Spindle thru-hole	mm	Φ52	Φ52	Φ82	Φ82	Φ105	Φ105
主轴转速范围 Spindle speeds	r/min	24级STEPS 9–1600r/min	24级STEPS 9–1600r/min	24级STEPS 9–1600r/min	24级STEPS 9–1600r/min	12级STEPS 36–1600 r/min	12级STEPS 36–1600 r/min
刀具截面 Tool section	mm	25×25	25×25	25×25	25×25	25×25	25×25
上刀架的最大行程 Max. travel of compound rest	mm	145	145	145	145	145	145
下刀架的最大行程 Max. travel of cross slide	mm	320	320	320	310	320	310
尾座套筒直径/行程 Tailstock quill diameter/ Max. travel of quill	mm	75/150	75/150	75/150	75/150	75/150	75/150
尾座套筒孔锥度 Diametric pitch threads	MT	5	5	5	5	5	5
主电机功率 Spindle motor power	kW	7.5	7.5	7.5	7.5	7.5	7.5

CQ 系列马鞍车床

CQ6280B
CQ6280C

回转直径Φ800mm 的轻型普通车床

CQ series gap-bed lathe

Light duty lathe with swing diameter of ϕ800 mm



参数列表 / Parameter List

项目/Item	单位 / Unit	参数 / Parameters	
		CQ6280B	CQ6280C
床身上回转直径 Swing over bed	mm	Φ800	
床鞍上回转直径 Swing over slide	mm	Φ580	
两顶尖之间最大距离 Max. workpiece length	mm	2000/3000	
主轴头型式 Spindle nose		ISO 702/II NO.8 短凸轮锁紧型(cam-lock)	
主轴通孔直径 Spindle thro-hole	mm	Φ82	Φ105
主轴转速范围 Spindle speed	r/min	24级steps 8-1400rpm	12级steps 30-1400rpm
刀具截面 Tool section	mm	25×25	
上刀架的最大行程 Max. travel of compound rest	mm	145	
下刀架的最大行程 Max. travel of cross slide	mm	320	
尾座套筒直径/行程 Tailstock quill diameter /travel	mm	Φ90/150	
尾座套筒孔锥度 Taper of quill	mm	5	
主电机功率 Spindle power	kW	7.5	







C系列车床
C series lathe

C6163B
C6180A
C6263B
C6280A

机床特点描述 / Machine Features Description

1) 适用于各种车削加工，如车削内外圆柱面、圆锥面、以及其它回转面、端面，还可加工各种常用螺纹——如公制、英制、模数、经节螺纹，以及钻，铰，攻丝，拉削线槽等工作。
2) 床身有1500mm，2000mm，3000mm，4000mm四种规格可选。

1) Suitable for various cuttings, such as ID and OD turning, taper turning, other revolving surfaces turning, facing, threading of metric, inch, module and DP threads, drilling, reaming, tapping and slot cutting, etc.
2) Three length of machine is available: 1500mm, 2000mm, 3000mm and 4000mm.

C6163B、C6180A、C6263B、C6280B：中型普通卧式车床
C6163B, C6180A, C6263B、C6280B: medium size horizontal engine lathe

参数列表 / Parameter List

项目/Items	单位 / Unit	参数 / Parameters			
		C6163B	C6180A	C6263B	C6280A
床身上回转直径 Max. swing over bed	mm	Φ660	Φ830	Φ660	Φ830
床鞍上回转直径 Max. swing over slide	mm	Φ400	Φ540	Φ400	Φ540
两顶尖之间最大距离 Max. workpiece length	mm	1500/2000/3000/4000		1500/3000	1500/3000
主轴头型式 Spindle nose		A2–11		A2–11	A2–11
主轴通孔直径 Spindle thru–hole	mm	Φ105		Φ105	Φ105
主轴转速范围 Spindle speed	r/min	14级 steps 12.5～1120 rpm		14级 steps 12.5～1120 rpm	14级 steps 12.5～1120 rpm
刀具截面 Tool section	mm	32X32		32X32	32X32
上刀架的最大行程 Max. travel of compound rest	mm	200		200	200
下刀架的最大行程 Max. travel of cross slide	mm	480	515	480	515
尾座套筒直径/行程 Tailstock quill diameter/ Max. travel of quill	mm	Φ100/250		Φ100/250	Φ100/250
尾座套筒孔锥度 Tailstock quill taper	MT	5		5	5
主电机功率 Spindle motor power	kW	11		11	11







加工中心

MACHINING CENTER

五轴加工中心 / 五轴铣车中心(BMC-500TV五轴联动 BMC-500T四轴联动)
5-axis center / 五轴加工中心(BMC-630V五轴加工中心)

立式加工中心 VMC系列 / BV系列

卧式加工中心 HMC500 HMC630 HMC800

龙门加工中心 BG系列/BG-F系列

高效率切削加工·减少人工劳动强度

HIGHLY EFFICIENT CUTTING CUTS THE WORKER LABOR INTENSITY.





五轴铣车中心

FIVE-AXIS MILLING MACHINE CENTER

BMC-500TV 五轴联动　　BMC-500T 四轴联动

BMC-500TV Five-axis linkage　BMC-500T Four-axis linkage

机床特点描述 / Machine Features Description

BMC-500TV为五轴五联动高档铣车复合加工中心，主机采用箱型滑枕结构，直驱BC双回转工作台，三轴滚动导轨，五轴全闭环控制。机床具有五轴联动铣削、复合立卧数控车功能，铣、车共用链式刀库，铣车模式无缝转换，高速高精度高可靠，一次装夹能完成多种切削。设备适用于对复杂曲面、多面体类零件的精密铣车复合加工，广泛应用于汽车、刀具、高铁、医疗器械、模具、IT 等制造业，属国家重大专项支持装备。

BMC-500TV is a high-end 5-axis synchronized milling and turning compound machining center. The main machine adopts box-type slide structure, direct drive BC double rotary table, three-axis rolling guideway and five-axis closed-loop control. The machine tool has the functions of five-axis synchronized milling and compound vertical and horizontal CNC lathe. Milling and turning share chain type tool magazine. Milling and turning mode is seamlessly converted. It has high speed, high precision and high reliability. One clamp can complete many kinds of cutting. The equipment is suitable for complex surface and polyhedron parts of precision milling and turning compound processing, widely used in cutting tools, high-speed rail, medical equipment, dies, IT and other manufacturing industries, is an equipment supported by National Major Project.

参数列表 / Parameter List

项目 / Item	单位/Unit	参数 / Parameters	
		BMC-500TV	BMC-500T
工作台尺寸 / Table area	mm	ϕ400	ϕ400
允许负载 / Permissible load	kg	150	150
行程(X/Y/Z) / Travel	mm	820/500/550	780/500/550
B轴倾角 / B axis angle	度	+130°~-130°	±100°×1°
C轴分度角 / C axis index angle	度	360°	360°
快移速度(X/Y/Z) / Rapid travel speed	m/min	48	48
B轴/C轴 / B axis/C axis	r/min	30/80	—/50
主轴锥孔 / Spindle taper hole	No.	BT40	BT40
主轴转速 / Spindle speed	r/min	100-15000	100-15000
铣主轴电机功率(S1) Spindle motor power (S1)	kW	18.5	18.5
刀库容量 / ATC capacity	pcs	32	32











五轴加工中心

5-axis vertical machining center

BMC-630V 五轴加工中心

BMC-630V 5-axis vertical machining center

机床特点描述 / Machine Features Description

BMC-630V五轴立式加工中心，采用稳定的C型结构，标配高速电主轴＼直驱数控转台和伺服刀库，可实现复杂零件的高速、高精度加工。广泛应用于新能源汽车电机、变速箱、发动机、模具、机器人、医疗器械等产品的制造。

BMC-630V 5-axis vertical machining center, with stable C type structure, standard with high speed electric spindle, direct drive NC rotary table and servo tool magazine, capable for high speed, high accuracy machining on complex parts. Widely application in machining products of new energy motor, gearbox, engine, mold, robot, medical apparatus etc.

参数列表 / Parameter List

项目 / Item	单位/Unit	参数 / Parameters
		BMC-630V
工作台尺寸 / Table area	mm	φ630
允许负载 / Permissible load	kg	500(水平)　300(垂直)
行程(X/Y/Z) / Travel	mm	600/450/400
快移速度(X/Y/Z) / Rapid travel speed	m/min	36
主轴锥孔 / Spindle taper hole	No.	BT40
主轴转速 / Spindle speed	r/min	1500-12000
主轴电机功率(S6) Spindle motor power (S6)	kW	11/15
刀库容量 / ATC capacity	pcs	24





装备精密高速丝杠，滚柱导轨，保证机床的刚性和精度。



SINUMERIK 840D sl强大的硬件架构以及智能的控制算法，辅助以出色的驱动和电机技术，使加工过程拥有极高的动态性能及精度。



BT40/HSKA63电主轴，高精度、高功率密度、高动态响应，大幅提高加工效率和加工精度，降低机床噪音和振动。



液压同步换刀技术，实现伺服刀库和伺服液压站协同控制，最快换刀时间可达1.8s。





自主研制BC双轴直驱数控转台，内置大扭矩力矩电机，高精度、高动态响应，大幅提升机床性能和应用范围。

FMC-600V 五轴加工中心

FMC-600V 5-axis vertical machining center

机床特点描述 / Machine Features Description

FMC-600V是一款高端、高技术含量的五轴加工中心。机床采用双立柱高架结构，立式加工，配摇篮式双摆转台；最多两次装夹可完成复杂精密零件，极大的提高了生产效率、产品质量、降低生产成本，具有十分重要的意义。主要用于各种燃机、压气机叶轮和小型模具、特型箱体等形状复杂的零件高效五轴加工，是汽车、模具等行业必不可少的设备。这种机床是目前用途最广，技术最先进的五轴联动机床。



参数列表 / Parameter List

项目/Item		单位/Unit	参数 / Parameters
			FMC-600V
X轴行程		Mm	700
Y轴行程		mm	760
Z轴行程		mm	500
A轴倾角		度	±120°
C轴分度角		度	360°
工作台大小		mm	600X600
允许工件最大重量		kg	600
主轴转速		r/min	18000
主轴锥孔形式			HSK A63
主轴功率		kW	35
快进系统	X、Y、Z	m/min	48
	A轴	rpm	50
	C轴	rpm	100
定位精度	X、Y、Z定位精度	mm	0.008
	X、Y、Z重复精度	mm	0.005
	A/C轴定位精度	a/c sec	6
	A/C轴重复定位精度	a/c sec	4
刀具数		把	32
最大刀具直径		mm	75
最大刀具长度		mm	300
最大刀具重量		kg	8
电源		kVA	80
机床重量		kg	13500

立式加工中心

VERTICAL MACHINING CENTER

VMC系列：

VMC855H VMC1167H VMC1270 VMC1370 VMC1580 VMC1690
VMC1890 VMC1270L VMC1580L

BV系列：

BV642B/H BV852B/H/L BV1162B/H/L



标准型立式加工中心VMC系列

Standard Vertical Machining Center VMC series

VMC1270
VMC1370
VMC1580
VMC1690
VMC1890

高效高可靠性的立式加工中心 / 数控铣

High efficiency; Good reliability; Vertical machining center/CNC milling machine



参数列表 / Parameter List

项目/Items	单位/Unit	参数 / Parameters				
		VMC1270	VMC1370	VMC1580	VMC1690	VMC1890
工作台尺寸 / Table area	mm	700×1360	710×1400	800×1700	900×1800	900×2000
允许负载 / Permissible load	kg	1000	1000	1500	1600	1800
行程(X/Y/Z) / Travel	mm	1200/700/600	1300/700/650	1500/800/700	1600/900/680	1800/900/680
快移速度(X/Y/Z) / Rapid move speed	m/min	20/20/20	20/20/20	20/20/20	20/20/20	20/20/20
主轴锥孔 / Spindle taper hole	No.	BT 50	BT 50	BT 50	BT 50	BT 50
主轴转速 / Spindle speed	r/min	7000	7000	7000	7000	7000
主轴电机功率 / Spindle motor power	kW	15/18.5	15/18.5	15/18.5	18.5/22	18.5/22
刀库容量 / ATC capacity	pcs	24	24	24	24	24

标准型立式加工中心 VMC系列

Standard Vertical Machining Center VMC series

VMC-L系列 VMC1270L VMC1580L

机床特点描述 / Machine Features Description

1) XY向采用滚柱线轨、Z向采用滑动淬硬导轨。
2) VMC是带刀库的加工中心
3)控制系统可选择FANUC/广数系统/KND/华中系统/SIEMENS/三菱系统

1) X/Y to the use of roller line rails, Z to the use of sliding hardened guideway.
2) VMC stands for machining center tool magazine;
3) Optional control systems FANUC, GSK, KND, HNC, SIEMENS, MITSUBISHI

VMC-H系列

机床特点描述 / Machine Features Description

1) C型结构、“人”字型立柱、三向滚柱线轨。
2) 可选配光栅尺全闭环控制。

1) C type vertical machining centers with A-shaped columns, roller guides in three axes .
2) Optional fully closed loop with encoders.



参数列表 / Parameter List

项目/Items	单位/Unit	参数 / Parameters			
		VMC1270L	VMC1580L	VMC855H	VMC1167H
工作台尺寸 / Table area	mm	700×1360	800×1700	550×1000	650×1200
允许负载 / Permissible load	kg	1000	1500	500	800
行程(X/Y/Z) / Travel	mm	1200/700/600	1500/800/700	800/600/600	1100/650/700
快移速度(X/Y/Z) / Rapid move speed	m/min	24/24/20	24/24/20	48/48/48	36/36/36
主轴锥孔 / Spindle taper hole	No.	BT50	BT50	BT40	BT40
主轴转速 / Spindle speed	r/min	7000	7000	10000(可选12000)	8000(可选12000)
主轴电机功率 / Spindle motor power	kW	15/18.5	15/18.5	11/15	11/15
刀库容量 / ATC capacity	pcs	24	24	24	24

BV系列立式加工中心

BV SERIES VERTICAL MACHINING CENTER

高精度，高刚性，大跨距

High accuracy, High Rigidity, Large Span



参数列表 / Parameter List

项目 / Items	单位/Unit	参数 / Parameters							
		BV642B	BV852B	BV1162B	BV642H	BV852H	BV1162H	BV852L	BV1162L
工作台尺寸 / Table area	mm	420×800	520×1050	620×1300	420×800	520×1000	620×1300	520×1000	620×1300
允许负载 / Permissible load	kg	600	600	1000	500	600	1000	600	1000
行程(X/Y/Z) / Travel	mm	600/400/500	800/500/600	1100/650/650	600/400/500	800/500/600	1100/650/650	800/500/600	1100/650/650
快移速度(X/Y/Z) / Rapid move speed	m/min	20/20/20	20/20/20	20/20/20	48/48/48	48/48/48	48/48/32	48/48/20	36/36/20
主轴锥孔 / Spindle taper hole	No.	BT40	BT40	BT40	BT40	BT40	BT40	BT40	BT40
主轴转速 / Spindle speed	r/min	10000	10000	8000	10000	10000	8000	10000	10000
主轴电机功率（连续/30分钟）Spindle motor power	kW	7.5/11	11/15	11/15	7.5/11	11/15	11/15	11/15	11/15

卧式加工中心系列
HORIZONTAL MACHINING CENTER SERIES

高精度·高速卧式加工中心

High accuracy; high speed

HMC系列

HMC500
HMC630
HMC800

箱体、模具等高精制造行业的切削利器

HMC series

A good machine for high precision manufacturing industry to cut cases and dies/moulds

机床特点描述 / Machine Features Description

1) 正T型阶梯床身结构
2) 大导程高精度进给系统
3) XYZ直线轴，360×1°旋转B轴
4) 三轴滚柱线轨
5) 强制冷却主轴
6) 选配三轴光栅尺全闭环
7) 双交换工作台
8) 双螺旋排屑器+链式排屑器
9) 主轴、光栅尺气幕保护
10) 主轴自重平衡系统

1) T-shaped stair type bed
2) Large-lead high precision forced cooling feed system
3) X, Y and Z linear axes, 360×1° rotating B-axis
4) X-axis, Y-axis and Z-axis linear roller ways
5) Forced cooling spindle
6) X-axis, Y-axis and Z-axis encoder full-closed loop
7) Double pallet table
8) Double spiral chip conveyor and chain chip conveyor
9) Air curtain protection of spindle and encoders
10) Spindle gravity air balancing system



参数列表 / Parameter List

项目 / Items		单位 / Unit	参数 / Parameters		
			HMC500	HMC630	HMC800
移动 Travel	X轴 / X-axis	mm	850	1000	1350
	Y轴 / Y-axis	mm	700	850	1100
	Z轴 / Z-axis	mm	800	850	1120
	主轴端到工作台中心的距离 / Distance from spindle nose to center of table	mm	70–870	200–1050	200–1320
	主轴中心到工作台面的距离 / Distance from spindle center to top of pallet	mm	75–775	75–925	75–1175
工作台及托盘 Table and pallet	工作台尺寸 / Size of table	mm	500×500	630×630	800×800
	工作台分度 / Indexing of table	Deg	360×1°(0.001°)	360×1°(0.001°)	360×1°(0.001°)
	工作台类型 / Type of table		24–M16	24–M16	24–M16
	工作台承载能力 / Loading capacity of table	kg	500	1200	2000
	最大工件尺寸 / Max. workpiece size	mm	Φ750，H850	Φ1000,H1000	Φ1200,H1300
	托盘交换型式 / Change type of pallet		旋转式Rotating	旋转式Rotating	旋转式Rotating
	托盘个数 / Number of pallets		2	2	2
主轴 Spindle	主轴转速 / Spindle speed	r/min	10000	6000	6000
	主轴功率 / Spindle power	kW	11/15	18.5/22	22/26
	主轴扭矩 / Spindle torque	Nm	52.5/70	472/560	560/664
	锥孔 / Taper hole		BT40	BT50	BT50
	主轴冷却 / Spindle cooling		强制冷却Forced cooling	强制冷却Forced cooling	强制冷却Forced cooling
进给 Feed	导轨 / Guide way		滚柱线性导轨Linear roller ways	滚柱线性导轨Linear roller ways	滚柱线性导轨Linear roller ways
	快速进给速度X/Y/Z Rapid traverse of X, Y, Z	m/min	32/32/32	36/36/36	32/32/32
	切削进给速度X/Y/Z Cutting feed of X, Y, Z	mm/min	12000	12000	12000
	三轴光栅 / Encoder of three axes		选配Optional	选配Optional	选配Optional
刀具装置 Tool changer	刀具容纳数 / Capacity (pc)	pc	32	40（60）	60（40,90）
	刀具交换方式 / Tool change type		机械手Manipulator	机械手Manipulator	机械手Manipulator
	刀具选择方式 / Tool selection type		双向Random, bidirection	双向Random, bidirection	双向Random, bidirection
	刀具最大重量 / Max. weight of tool (kg)	kg	8	25	25
	最大刀具直径(满刀/邻空) / Max. diameter of tool (occupied/empty adjacency)	mm	80/150	125/240	120/240
	最大刀具长度 / Max. length of tool	mm	300	400	400
	刀柄型式Type of tool shank		MAS403 BT40	MAS403 BT50	MAS403 BT50
	拉钉型式Type of drawbar		MAS403 P40T–1（45°）	MAS403 P50T–1（45°）	MAS403 P50T–1（45°）
	换刀时间（T–T） / Tool change time (T–T)	S	4	6	6
精度 Accurcy	双向定位精度 / Bidirectional positioning	mm	0.010	0.010	0.012
	配光栅尺双向定位精度 / Bidirectional positioning in case encoder	mm	0.008	0.008	0.010
	双向重复定位精度 / Bidirectional repeatability	mm	0.008	0.008	0.009
	配光栅尺双向重复定位精度 / Bidirectional repeatability in case encoder	mm	0.005	0.005	0.006
	工作台分度定位精度 / Indexing accuracy of table	“	15	15	15
	工作台重复分度定位精度 / Repeatedly indexing accuracy of table	”	8	8	8
其它 Others	数控系统NC / Controller		FANUC 0iMF	FANUC 0iMF	FANUC 0iMF
	气源压力 / Air source	MPa	0.6~0.8	0.6~0.8	0.6~0.8
	切削液槽容量 / Capacity of cutting fluid tank	L	500	600	600
	电源 / Power source	kw	50	60	80
	机床外形尺寸（不含脚踏、排屑器、液压站等） / Dimensions of machine	mm	5300X3900X3100	5800X4700X3500	6700X4800X3900
	机床重量 / Weight of machine	kg	20000	25000	25000

龙门加工中心
GANTRY MACHINING CENTER SERIES

高刚性·大型龙门式铣削利器

High rigidity; large gantry frame; good milling machine

BG系列/BG-F系列龙门加工中心

高刚性多功能大型制造装备，主要用于大型零件、模具等多品种加工，广泛适用于汽车、模具、重机、机车、机电、机床、印刷、轻纺等制造行业。

BG series/BG-F series gantry machining center

Large-duty manufacturing equipment with high rigidity and multiple function; it is mainly used for multi work machining ---large size work pieces and dies/molds. Suitable for use in die/mold , heavy machinery, locomotive, shipbuilding, electromechanical, machine tool, printing, textile industries and light industries.

机床特点描述 / Machine Features Description

1) 配备FANUC 0i-MD系统，可选配SIEMENS828D。
2) 台湾产6000rpm皮带式主轴。
3) 24把圆盘刀库。
4) XY轴进口滚柱线轨。
5) 主轴箱液压自动平衡系统。
6) 螺旋式排屑器+链式排屑器。
7) 主轴锥孔清洁吹气。
8) 自动润滑系统。
9) 可选配：主轴油冷机、ZF减速机，第四工作台，手动90°角度头，自动刀长测量系统。
10) BG-F系列龙门加工Z轴采用方滑枕结构，机床刚性更好。

1) Equipped with FANUC 0I-MD System, SIEMENS 828D is optional.
2) Taiwan made belt driven spindle 6000rpm.
3) Disc magazine 24 tools.
4) Imported X-axis and Y-axis roller linear guides
5) Gas balancing system of spindle head.
6) Spiral chip conveyor together with chain chip conveyor.
7) Air blow in spindle taper hole for cleaning.
8) Auto lubrication system.
9) Optional: oil cooler of spindle, ZF speed reducer, fourth axis table.
10) Z-axis of BG-F series gantry machining center adopts a square sliding pillow structure, rigidity is better.



参数列表 / Parameter List

项目/Items		单位 Unit	BG系列龙门加工中心 BF series gantry machining center						BG-F系列龙门加工中心 BF-F series gantry machining center		
			BG1825	BG1830	BG2225	BG2230	BG2840	GB2860	BG3240F	BG3260F	BG3280F
工作台 Work table	工作台面积(宽×长)/Able area (W×L)	mm	2500×1600	3000×1600	2500×1800	3000×1800	4000×2100	6000×2100	4000×2800	6000×2800	8000×2800
	T型槽（数目-尺寸×间距） T-slot(number-dimension×space)	mm	9×22×180	9×22×180	9×22×180	9×22×180	9×28×220	9×28×220	12×28×230	12×28×230	12×28×230
	允许负载 Permissible load	Kg	7000	8000	8000	9000	18000	18000	20000	24000	28000
主轴 Spindle	主轴锥孔/Spindle taper hole	No.	BT50	BT50	BT50	BT50	BT50	BT50	BT50	BT50	BT50
	主电机功率（连续/30min过载） Spindle motor(con./30min.overload	Kw	15/18.5	15/18.5	22/26	22/26	22/26	22/26	22/26	22/26	22/26
	主轴最高转速/Max. spindle speed	rpm	6000	6000	6000	6000	6000	6000	6000	6000	6000
	方滑枕尺寸/Square ram size	mm							450×450	450×450	450×450
行程 Travel	工作台左右行程X/Right and left travel of table(X-axis)	mm	2500	3000	2500	3000	4000	6000	4000	6000	8000
	主轴箱前后行程Y Rear and front travel of spindle box(Y-axis)	mm	1800	1800	2200	2200	2800	2800	3200	3200	3200
	主轴箱上下行程Z UP and down travel of spindle box(Z-axis)	mm	1000	1000	1000	1000	1000	1000	1200	1200	1200
	主轴端面至工作台距离 Distance of spindle nose to face	mm	250-1250	250-1250	250-1250	250-1250	250-1250	250-1250	250-1450	250-1450	250-1450
	龙门宽度/Gantry width	mm	1800	1800	2200	2200	2800	2800	3200	3200	3200
进给 Feed	快速移动X/Y/Z Rap traverse X/Y/Z	m/min	12/12/10	12/12/10	12/12/10	12/12/10	12/12/10	10/12/10	12/12/8	10/12/8	8/12/8
	最大切削速度 Max. cutting federate	mm/min	1-8000	1-8000	1-8000	1-8000	1-8000	1-8000	1-8000	1-8000	1-8000
刀库 Magazine	刀库容量/Magazine capacity	Pcs	24	24	24	24	24	24	24	24	24
	换刀时间/Tool change time	S	3	3	3	3	3	3	3	3	3
	最大刀具尺寸/ Max.tool size	mm	Φ110×350	Φ110×350	Φ110×350	Φ110×350	Φ110×350	Φ110×350	Φ110×350	Φ110×350	Φ110×350
	最大刀具重量/ Max.tool weight	Kg	15	15	15	15	15	15	15	15	15
精度 Machine accuracy	位置精度X/Y/Z Positioning accuracy	mm	0.02/0.015/0.010	0.025/0.015/0.010	0.025/0.015/0.010	0.025/0.015/0.010	0.030/0.020/0.010	0.04/0.020/0.010	0.03/0.025/0.015	0.04/0.025/0.015	0.04/0.025/0.015
	单向重复定位精度X/Y/Z One direction repeatability	mm	0.015/0.010/0.008	0.02/0.010/0.008	0.02/0.010/0.008	0.02/0.010/0.008	0.020/0.014/0.008	0.025/0.014/0.008	0.020/0.016/0.012	0.025/0.016/0.012	0.025/0.016/0.012
其他 Other	机床重量/Machine weight	Kg	24500	27500	28000	34000	43000	50000	48000	65000	85000
	机床长×机床宽×机床高 /Length×Width×height	mm	7200×4900×5000	7200×4900×5000	7200×5300×5000	8200×5300×5000	10500×6150×5500	15600×6150×5500	10500×6300×6500	15800×6300×6500	20340×6300×6500

专精特数控机床

SPECIAL CNC MACHINE

数控卧式轮毂车床 Horizontal Hub CNC lathe：HW22/CK7660LD/CK7670LE

数控立式轮毂车床 Vertical Hub CNC lathe：BDVL28/VW24T

数控管螺纹车床 Pipe thread CNC lathe：QK1212/12A/19/19A/27/35



数控卧式轮毂车床

HW22
CK7660LD
CK7670LE

铝合金轮毂车削加工专家

Specially for cutting aluminum alloy wheels

机床特点描述 / Machine Features Description

高强度铸铁斜床身结构，淬硬+贴塑导轨副、精密滚珠丝杠副，主轴单元采用精密角接触球轴承和双列圆柱滚子轴承、伺服驱动，多工位转塔式液压刀架，HW22是伺服刀架。铝合金轮毂车削加工专用数控车床。

The machine is designed with high grade cast iron integrated base and slant bed, hardened bed ways, plastics-coated carriage and tailstock ways, and precision ball screw pairs. The spindle is supported by precision angular contact ball bearings and double row roller bearings, driven by a servo motor. The machine is equipped with multi-station hydraulic turret and controlled by high class CNC controller. It is a special purpose CNC lathe for machining aluminum alloy wheels.









参数列表 / Parameter List

项目 / Item	单位 / Unit	HW22	CK7660LD	CK7670LE
最大回转直径 / Max. swing dia. over bed	mm	Φ790	Φ750	Φ830
最大车削直径 / Max. turning dia.	mm	Φ620	Φ630	Φ680
主轴转速 / Spindle speed	r/min	22–2500	20–2500	22–2200
主轴电机功率（连续/30分钟） Main motor power(continued/30minutes)	kW	30/37	37/45	37/45
行程(X/Z) / Travel (X/Z)	mm	30+350/750	350/750	360/880
快移速度(X/Z) / Rapid Travel Speed(X/Z)	m/min	16/20	16/20	16/20
最大加工轮毂直径 Maximum processed hub diameter	in	22	22	24



数控立式轮毂车床 | VW24T

VERTICAL HUB CNC LATHE VW24T

机床特点描述 / Machine Features Description

VW24T数控立式双刀架车床是针对汽车轮毂加工开发的一款高效机床。机床拥有单主轴双刀架，由双通道数控系统控制，两个六工位伺服刀架可各自独立对刀和进给，两个刀架可同时对轮毂进行内外圈加工，应用灵活，通用性强；一套控制控制两套进给，加工效率高，占地面积小。

1.立式结构，排屑流畅，装夹工件方便；
2.高强度铸铁底座、立柱，吸震性好，精度保持性优良；
3.主轴采用套筒结构，套筒采用对称、悬挂设计，高刚度主轴，低速大扭矩主轴电机，主轴润滑采用进口高级润滑脂润滑，全封闭，免维护；
4.六工位伺服刀架，刚性高、换刀迅速、可靠；
5.冷却水箱采用分离式，移动、清洁方便；
6.全封闭防护，安全，可靠，环保；
7.集中式机床操作面板，操作方便、快捷；
8.各种计量单位全部符合国际单位制（SI）。

VM24T dual-turret vertical CNC lathe is specially developed for vehicle hub production. The machine has single spindle and dual turrets, controlled by dual channel NC control system, two 6-station servo turrets can set tool and feed independently, two turrets can do machining on internal and external face of hub simultaneously, flexible and universal application, one control system for two feeding system, high efficient machining, small floor occupation.

1.Vertical structure, easy chip removal and workpiece clamping.
2.High rigidity iron casting machine base and column, good shock absorption and accuracy stability.
3.Spindle with sleeve structure. The sleeve is symmetrical and suspension design, rigid spindle, strong torque motor in low speed. Spindle lubrication with imported advanced grease, fully covered, maintenance free.
4.6-station servo turret, high rigid, reliable fast tool change.
5.Coolant tank with separated type, movable, easy cleaning.
6.Full covered guard, safe, reliable, environment protection.
7.Concentrated operation panel, easy and fast operating.
8.All measuring units are according with International unit system (SI).



参数列表 / Parameter List

项目 / Item	单位 / Unit	VW24T
最大回转直径 / Max. swing dia. over bed	mm	Φ870
最大车削直径 / Max. turning dia.	mm	26 " (610mm)
主轴转速 / Spindle speed	r/min	20–2200
主轴电机功率 (连续/30分钟) Main motor power(continued/30minutes)	kW	45/55
行程(X/Z) / Travel (X/Z)	mm	520/550
快移速度(X/Z) / Rapid Travel Speed(X/Z)	m/min	16/16






数控管螺纹系列车床

QK1212/A QK1219/A | QK1227 QK1235

适用于石油、天然气等管道加工

CNC pipe threading lathes

Suitable for threading pipes in petroleum/natural gas industry

机床特点描述 / Machine Features Description

QK12系列是具有大跨距主轴箱结构，整体式斜床身，宽跨距直线圆柱滚动导轨的全功能数控管螺纹专用车床。

QK12 series are special purpose, pipe threading CNC machines with full function.

Features: large span spindle head, integrated slant bed, cylindrical roller linear guide of wide span.





参数列表 / Parameter List

项目 / Items	单位 / Unit	参数 / Parameters					
		QK1212	QK1212A	QK1219	QK1219A	QK1227	QK1235
最大回转直径 Swing over bed	mm	Φ500	ϕ500	Φ600	ϕ600	Φ800	Φ880
床鞍最大回转直径 Swing over carriage	mm	Φ280	ϕ280	Φ280	ϕ280	Φ540	Φ540
最小/最大管子直径 Min/Max diameter of pipe	mm	Φ60.3/Φ120	ϕ60.3/ϕ120	Φ60.3/Φ190	ϕ60.3/ϕ190	Φ110–Φ270	Φ110–Φ340
主轴转速 Spindle speed	r/min	150–1000	150–1000	150–800	150–800	40–400	30–320
主轴通孔直径 Spindle hole diameter	mm	Φ130	ϕ130	Φ196	ϕ196	Φ285	Φ355
刀具尺寸（车削） Tool size (turning)	mm	32X32	32×32	32X32	32×32	32X32	32X32
刀具尺寸（镗孔） Tool size (boring)	mm	Φ60	ϕ60	Φ80	ϕ80	Φ80	Φ80
主轴电机功率 spindle motor power	kw	15	15	22	15	37	45

自动化智能化产品
AUTOMATIC INTELLIGENT PRODUCTS

卓越的性能和方案，构建最佳的生产系统
使加工和制造变得简单高效
Remarkable performance and impressive solutions;
To constitute best production systems;
To simplify operation with higher efficiency



桁架机器人 / 柔性车削加工单元DK2010 BC3751R数控车床（单元） BHL系列桁架机器人 BHW系列无线桁架机器人

关节机器人 / BRX10 柔性加工单元 BLG20及轮毂加工智能生产线

两台以上数控机床配置桁架机器人或关节机器人及料库、检测装置等组成自动化生产系统

BC3751R 数控车床(单元)

机床特点描述 / Machine Features Description

BC3751R是一款高效数控车削加工单元，该机床主要用于加工盘、盖类零件，特别适用于汽车、摩托车、工程机械等行业零件的大批量加工。机床整机结构紧凑，加工范围大且占地面积小、刀盘对边尺寸大、快移速度高、性价比高。配备自动上下料机械手和八工位料库，可进行单机加工或多机联线，实现无人化操作。

BC3751R is a high-efficiency flexible machining unit for turning disc-type workpieces in motorcycle, automotive and engineering machinery fields. The machine has compact structure, large processing range and small area occupation, large opposite edge of turret disc, high speed and high cost performance ratio. Equipped with automatic loading and unloading manipulator and 8-position stock , it can be processed by single machine or multi-machine on-line to realize unmanned operation.

参数列表 / Parameter List

项目 / Item	单位 / Unit	参数 / Parameters
		BC3751R
最大回转直径 / Max.swing daimeter	mm	Φ550
最大车削直径 / Max.turning diameter	mm	Φ370
最大车削长度 / Max.turning length	mm	100
卡盘直径 / Chuck diameter	in	8
最大棒料直径 / Max. bar dia	mm	Φ51
主轴转速 / Spindle speed	r/min	50–4500
主轴电机功率（连续/30分钟） / Main motor power(continued/30minutes	KW	11/15
床鞍行程（X/ Z） / Saddle travel	mm	210/510
床鞍快移速度（X/Z） / Saddle rapid travel speed	m/min	30/30
单爪抓取工件重量 / One claw grabs the workpiece weight	kg	1
快速移动速度 X/Z / Fast moving speed X/Z	m/min	90/70
移动距离X/Z / Travel X/Z	mm	620/1900
重复定位精度 / Repeated positioning accuracy	mm	±0.15
总重量 / Total weight	kg	6000



桁架机械手
自动化加工单元

自动化·智能化·高效率的成套方案

Auto manufacturing cell equipped with gantry type robot

Automatization; intelligentization; complete efficient solutions





机床特点描述 / Machine Features Description

主要组成有：两台或多台数控车床呈一条线布列，一套桁架机械手系统、一套自动上下料及检测装置等设备，成一字型排布，可满足盘、轴类零件大批量加工要求。

Its is mainly made up of 2 or more CNC lathes, a trussed frame mechanical finger, an auto load/unloading device and a testing system, arranged in a line; suitable for machining disk type and shaft type workpieces in large batches.





关节式机器人自动化加工单元

用于盘、盖类零件车削加工与物流传送的自动化加工系统

Auto manufacturing cell equipped with joint robot

For disk/plate type work machining and logistics delivery

机床特点描述 / Machine Features Description

采用两台机床对面布置，配备六关节机器人可实现无人化操作。

with two machines located face to face and 6-articulated robot unattended operation can be performed.

参数列表 / Parameter List

项目 / Items		单位 / Unit	参数 / Parameters
			BRX10
机器人 Robot	最大负荷重量 Max. loading weight	kg	12
	重复定位精度 Repeatability	mm	±0.05
	最大动作范围 Movement scope	mm	Φ1420
料库 Workpiece magazine	最大工件直径 Max. workpiece diameter	mm	Φ125
	提升行程 Lifting travel	mm	400
	工位数 Position quantity		8







轮毂自动化加工单元

BLG20 及轮毂加工智能生产线

自动化 · 智能化 · 高效率的轮毂加工成套方案

Auto manufacturing cell for wheels

BLG20 And hub processing intelligent production line

Automatization; intelligentization; complete efficient solutions for wheel machining

机床特点描述 /
Machine Features Description

BLG20轮毂加工单元主要用于汽车铝制轮毂的自动化加工，该轮毂加工单元可满足目前市场上17寸至20寸铝制轮毂的加工要求。其加工单元主要组成有：两台轮毂加工专用数控车床、一台立式加工中心、一台六关节工业机器人、一套自动上、下料库及产品识别装置、一套在线检测装置和一套铝屑清理装置等设备，单元成环岛式排布，可针对不同场地进行模块化布局，多个单元可通过一套双层运送长料道连接为一体。

多个轮毂加工单元可组成高效、智能的轮毂加工生产线。



BLG20 wheel hub processing cell is mainly used for automatic processing of automotive aluminum hubs. The wheel hub processing cell can meet the processing requirements of 17-20 inch aluminum hubs in the current market. The main components of the processing cell are: two special CNC lathes for hub processing, a vertical machining center, a six-joint industrial robot, a set of automatic loading and unloading storage system and product identification device, an on-line detection device and a set of aluminum chip cleaning device, etc. The cell is arranged in a ring-island mode, and can be modularized for different sites. Multiple cells can be connected through a long double-layer transport path.

Multiple hub processing units can constitute an efficient and intelligent hub processing production line.

参数列表 / Parameter List

项目 / Items	单位 / Unit	参数 / Parameters
		BLG20
加工轮毂尺寸范围 Hub size for machining	in	17–20
工业机器人腕部负重 Loading capacity on robot wrist	kg	165
工业机器人腕部有效半径 Valid radius of robot wrist	mm	R2655
轮毂车床床身上最大回转直径 Hub lathe swing over bed	mm	Φ870
轮毂车床主电机功率（连续/30min） Hub lathe main motor power (cont./30min)	kW	45/55
立式加工中心工作台面积 Vertical machining center worktable size	mm	600X1300
立式加工中心主轴电机功率（连续/15min） Vertical machining center spindle motor power (cont./15min)	kW	7.5/11







宝机系统
B60 / B80 / B800

机床特点描述 /
Machine Features Description

系统集成高速高精控制算法、高响应伺服技术、高分辨率编码器，轻松实现从零部件到模具的高速、高精、高效的高性能加工。

Integrated with high speed and high accuracy control algorithm, rapid response servo technology, easily realize the high speed, high accuracy, high efficient machining from parts to mold.

手轮试切功能，通过手轮控制切削进给速度，方便进行首件工件打样加工。
系统标配USP电源，在机床异常断电下自动进行加工数据的保存，保障了加工数据的安全。
日志功能，不仅能记录刀具偏执、坐标系、加工程序等数据更新历史，还能记录加工操作、报警信息等内容，为机床设备维修检测、查找故障提供数据。

Handwheel test cut function. Control the cutting feed speed by handwheel, convenient for machining the first sample workpiece.
Standard USP power supply. Automatically save the machining data once the machine power turn off, to ensure the machining data safety.
Journal function. Recording not only tool offset, coordinate system, machining program data update history, but also machining operation, alarm information etc. which can offer data for machine maintenance inspecting and error searching.



智能机床健康保障

Intelligent machine health guarantee

通过机床运行健康体检程序，智能化比对数据的变化，判断出机床健康状态的变化。实现了对机床装配质量横向比较以及对机床健康状况的全面评估、追溯及保障，并可支持机床远程故障诊断。

Running the health examine program, intelligently comparing the data difference, concluding the variation of machine health status. Realizing the comparation of machine assembly quality and the complete evaluation, review, guarantee of machine health status, and also support the remote error diagnoses on machines.

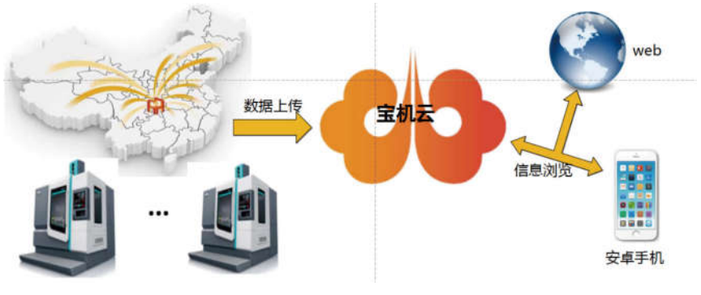

智能加工工艺参数优化

Intelligent machining technical parameter optimization

通过对加工采样数据分析，建立主轴负载电流、材料去除率与加工工艺参数的关联关系，对加工工艺参数智能优化提升加工效率。

Analyzing the machining sample data, setting up the relative relationship between spindle loading currency, removal rate of material and machining technical parameters, to improve the machining efficiency by intelligently optimizing the machining technical parameters.

基于互联网宝机云服务，随时随地掌握生产情况

Base on internet BOCHI cloud service, mastering the manufacturing status at all times and places.

宝机云手机APP或web页随时随地查看工厂机床运行状态，加强生产产能管理。基于航天云服务平台，信息安全可靠。

Supervising the machines running status by BOCHI cloud APP or web pages at all times and places, to enhance the manufacturing management.
Base on CASICloud service platform, with safe and reliable information.

宝机云
BOCHI Cloud

宝机云简介：

Introduction of BOCHI Cloud

宝机云是宝鸡机床数控机床全生命周期管理服务平台。宝机云对机床数据等进行远程采集，通过对机床大数据的分析和处理，实现基于机床大数据、云计算的智能化增值服务。如，面向车间管理人员的机床状态和生产数据可视化，提高生产管理的便捷和时效；面向用户设备的远程运维，提高服务质量和效率，为用户减少停机时间，降低使用成本等等，最终实现企业产品转型升级和价值链的延伸。

BOCHI Cloud is the lifecycle management service platform for CNC machine tools of Baoji Machine Tool. BOCHI Cloud remotely collects machine data, and realizes intelligent value-added services based on machine tool big data and cloud computing through analysis and processing of machine tool big data. For example, the machine state and production data visualization for the workshop management personnel can improve the convenience and timeliness of production management; remote operation and maintenance for user equipment, improve service quality and efficiency, reduce downtime for users, reduce the cost of use, etc., and finally achieve Enterprise product transformation and upgrading and extension of the value chain.

BOCHI CLOUD技术架构：

Technical Architecture

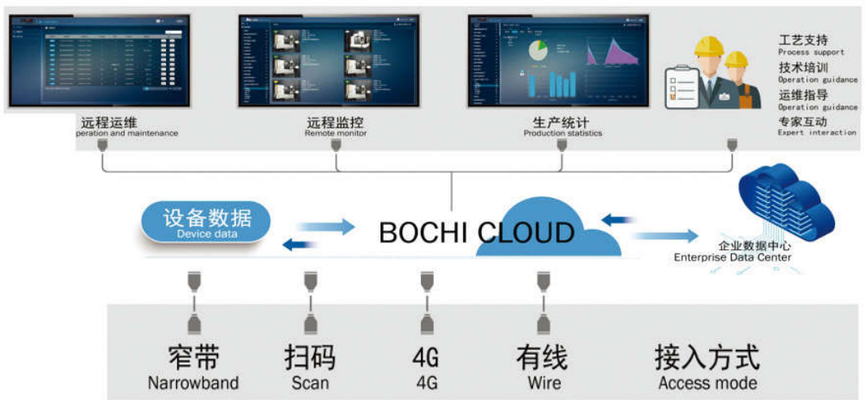

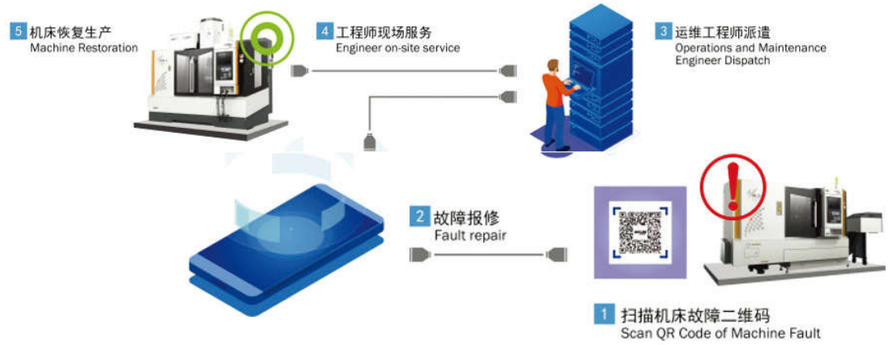

宝鸡云四大核心功能：

Four core functions of BOCHI Cloud

1、宝机云机床运行状态监控与生产统计功能：设备列表、设备监控、加工统计、综合统计
2、宝机云数控机床远程运维与生产管理系统：
3、建立设备档案数据管理，产品全生命周期信息可追溯：基于Bochi Cloud大数据中心
4、宝机云核心亮点运维服务功能：高效远程运维体系，故障在线诊断与报修、预测性维护

1. Operation status monitoring and production statistics functions of Baoji cloud machine tools: equipment list, equipment monitoring, processing statistics and comprehensive statistics
2, baoji cloud CNC machine tool remote operation and production management system:
3. Establish equipment file data management, and the information of the whole product life cycle can be traced back: based on Bochi Cloud Big Data Center
4. Operation and Maintenance Service Functions of Core Highlights of Baoji Cloud: Efficient Remote Operation and Maintenance System, Online Fault Diagnosis and Repair, Predictive Maintenance

建立设备档案数据管理，产品全生命周期信息可追溯!

Establishment of equipment archives data management, traceability of product life cycle information

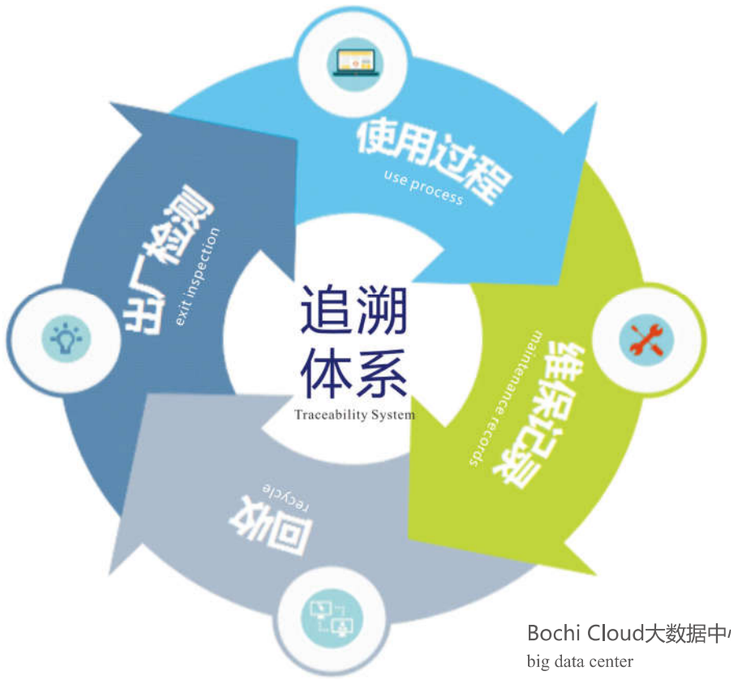

Bochi Cloud大数据中心

big data center

宝机云机床运行状态监控与生产统计功能：

Machine Tool operation Status Monitoring and Production Statistics Function of BOCHI Cloud

- 设备列表 equipment list
- 设备监控 equipment monitoring
- 加工统计 processing statistics
- 综合统计 comprehensive Statistics

宝机云数控机床远程运维与生产管理系统：

CNC Machine Tool Remote Operation and Maintenance and Production Management System of BOCHI Cloud





宝机云核心亮点运维服务功能

Core highlights Operations and Maintenance Service Function of BOCHI Cloud

